


**ACADEMIC REGULATIONS  
COURSE STRUCTURE  
AND  
DETAILED SYLLABUS**

**MECHANICAL  
ENGINEERING**

**For**

**B.Tech., FOUR YEAR DEGREE COURSE**

(Applicable for the batches admitted from 2013-14)



**JAWAHARLAL NEHRU TECHNOLOGICAL  
UNIVERSITY KAKINADA**  
KAKINADA – 533003, ANDHRA PRADESH, INDIA.

JNTU World

### **Academic Regulations (R13) for B. Tech. (Regular)**

**Applicable for the students of B. Tech. (Regular) from the Academic Year 2013-14 onwards**

#### **1. Award of B. Tech. Degree**

A student will be declared eligible for the award of B. Tech. Degree if he fulfils the following academic regulations :

1. A student shall be declared eligible for the award of the B. Tech Degree, if he pursues a course of study in not less than four and not more than eight academic years.
2. The candidate shall register for 180 credits and secure all the 180 credits.

#### **2. Courses of study**

The following courses of study are offered at present as specializations for the B. Tech. Courses :

<b>S.No.</b>	<b>Branch</b>
<b>01</b>	Electronics and Communication Engineering
<b>02</b>	Electrical and Electronics Engineering
<b>03</b>	Civil Engineering
<b>04</b>	Mechanical Engineering
<b>05</b>	Computer Science and Engineering
<b>06</b>	Petro Chemical Engineering
<b>07</b>	Information Technology
<b>08</b>	Chemical Engineering
<b>09</b>	Electronics and Instrumentation Engineering
<b>10</b>	Bio-Medical Engineering
<b>11</b>	Aeronautical Engineering
<b>12</b>	Automobile Engineering
<b>13</b>	Bio Technology
<b>14</b>	Electronics and Computer Engineering
<b>15</b>	Mining Engineering
<b>16</b>	Petroleum Engineering
<b>17</b>	Metallurgical Engineering
<b>18</b>	Agricultural Engineering

### 3. Distribution and Weightage of Marks

- (i) The performance of a student in each semester shall be evaluated subject – wise with a maximum of 100 marks for theory subject and 75 marks for practical subject. The project work shall be evaluated for 200 marks.
- (ii) For theory subjects the distribution shall be 30 marks for Internal Evaluation and 70 marks for the End - Examinations.
- (iii) For theory subjects, during the semester there shall be 2 tests. The weightage of Internal marks for 30 consists of Descriptive – 15, Assignment - 05 (Theory, Design, Analysis, Simulation, Algorithms, Drawing, etc. as the case may be) Objective -10 (Conducted at College level with 20 Multiple choice question with a weightage of ½ Mark each). The objective examination is for 20 minutes duration. The subjective examination is for 90 minutes duration conducted for 15 marks. Each subjective type test question paper shall contain **3 questions** and all questions need to be answered. The Objective examination conducted for 10 marks and subjective examination conducted for 15 marks are to be added to the assignment marks of 5 for finalizing internal marks for 30. The best of the two tests will be taken for internal marks. As the syllabus is framed for 6 units, the 1<sup>st</sup> mid examination (both Objective and Subjective) is conducted in 1-3 units and second test in 4-6 units of each subject in a semester.
- (iv) The end semester examination is conducted covering the topics of all Units for 70 marks. Part – A contains a mandatory question (Brainstorming / Thought provoking / case study) for 22 marks. Part – B has 6 questions (One from each Unit). The student has to answer 3 out of 6 questions in Part – B and carries a weightage of 16 marks each.
- (v) For practical subjects there shall be continuous evaluation during the semester for 25 internal marks and 50 end examination marks. The internal 25 marks shall be awarded as follows: day to day work - 10 marks, Record-5 marks and the remaining 10 marks to be awarded by conducting an internal laboratory test. The end examination shall be conducted by the teacher concerned and external examiner.
- (vi) For the subject having design and / or drawing, (such as Engineering Graphics, Engineering Drawing, Machine Drawing) and estimation, the distribution shall be 30 marks for internal evaluation ( 20 marks for day – to – day work, and 10 marks for internal tests) and 70 marks for end examination. There shall be two internal tests in a Semester and the better of the two shall be considered for the award of marks for internal tests.

- (vii) For the seminar, the student shall collect the information on a specialized topic and prepare a technical report, showing his understanding over the topic, and submit to the department, which shall be evaluated by the Departmental committee consisting of Head of the department, seminar supervisor and a senior faculty member. The seminar report shall be evaluated for 50 marks. There shall be no external examination for seminar.
- (viii) Out of a total of 200 marks for the project work, 60 marks shall be for Internal Evaluation and 140 marks for the End Semester Examination. The End Semester Examination (Viva – Voce) shall be conducted by the committee. The committee consists of an external examiner, Head of the Department and Supervisor of the Project. The evaluation of project work shall be conducted at the end of the IV year. The Internal Evaluation shall be on the basis of two seminars given by each student on the topic of his project and evaluated by an internal committee.
- (ix) Laboratory marks and the internal marks awarded by the College are not final. The marks are subject to scrutiny and scaling by the University wherever felt desirable. The internal and laboratory marks awarded by the College will be referred to a Committee. The Committee shall arrive at a scaling factor and the marks will be scaled as per the scaling factor. The recommendations of the Committee are final and binding. The laboratory records and internal test papers shall be preserved in the respective departments as per the University norms and shall be produced to the Committees of the University as and when they ask for.

#### 4. Attendance Requirements

1. A student is eligible to write the University examinations if he acquires a minimum of 75% of attendance in aggregate of all the subjects.
2. Condonation of shortage of attendance in aggregate up to 10% (65% and above and below 75%) in each semester may be granted by the College Academic Committee
3. Shortage of Attendance below 65% in aggregate shall not be condoned.
4. A student who is short of attendance in semester may seek re-admission into that semester when offered within 4 weeks from the date of the commencement of class work.
5. Students whose shortage of attendance is not condoned in any semester are not eligible to write their end semester examination of that class.

6. A stipulated fee shall be payable towards condonation of shortage of attendance.
7. A student will be promoted to the next semester if he satisfies the (i) attendance requirement of the present semester and (ii) credits.
8. If any candidate fulfills the attendance requirement in the present semester, he shall not be eligible for readmission into the same class.

#### 5. Minimum Academic Requirements

The following academic requirements have to be satisfied in addition to the attendance requirements mentioned in item no. 4.

- 5.1 A student is deemed to have satisfied the minimum academic requirements if he has **earned the credits allotted to each theory/practical design/drawing subject/project and secures not less than 35% of marks in the end semester exam, and minimum 40% of marks in the sum total of the internal marks and end semester examination marks.**
- 5.2 A student shall be promoted from first year to second year if he fulfills the minimum attendance requirement.
- 5.3 A student will be **promoted from II year to III year** if he fulfills the academic requirement of **40% of the credits up to II year I semester from all the examinations, whether or not the candidate takes the examinations and secures prescribed minimum attendance in II year II semester.**
- 5.4 A student shall be **promoted from III year to IV year** if he fulfills the academic requirements of **40% of the credits up to III year I semester from all the examinations, whether or not the candidate takes the examinations and secures prescribed minimum attendance in III year II semester.**
- 5.5 A student shall register and put up minimum attendance in all 180 credits and earn all 180 credits. **Marks obtained in all the 180 credits shall be considered for the calculation of percentage of marks.**

#### 6. Course pattern

1. The entire course of study is for four academic years, all the years are on semester pattern.
2. A student eligible to appear for the end semester examination in a subject, but absent from it or has failed in the end semester examination, may write the exam in that subject when conducted next.

3. When a student is detained for lack of credits / shortage of attendance, he may be re-admitted into the same semester / year in which he has been detained. However, the academic regulations under which he was first admitted shall continue to be applicable to him.

7. **Award of Class**

After a student has satisfied the requirements prescribed for the completion of the program and is eligible for the award of B. Tech. Degree, he shall be placed in one of the following four classes:

Class Awarded	% of marks to be secured	From the aggregate marks secured from 180 Credits.
First Class with Distinction	70% and above	
First Class	Below 70 but not less than 60%	
Second Class	Below 60% but not less than 50%	
Pass Class	Below 50% but not less than 40%	

The marks obtained in internal evaluation and end semester examination shall be shown separately in the memorandum of marks.

8. **Minimum Instruction Days**

The minimum instruction days for each semester shall be 90 working days.

9. There shall be no branch transfers after the completion of the admission process.
10. There shall be no transfer from one college/stream to another within the Constituent Colleges and Units of Jawaharlal Nehru Technological University Kakinada.

11. **WITHHOLDING OF RESULTS**

If the student has not paid the dues, if any, to the university or if any case of indiscipline is pending against him, the result of the student will be withheld. His degree will be withheld in such cases.

**12. TRANSITORY REGULATIONS**

1. Discontinued or detained candidates are eligible for readmission as and when next offered.
2. In case of transferred students from other Universities, the credits shall be transferred to JNTUK as per the academic regulations and course structure of the JNTUK.

**13. General**

1. Wherever the words “he”, “him”, “his”, occur in the regulations, they include “she”, “her”, “hers”.
2. The academic regulation should be read as a whole for the purpose of any interpretation.
3. In case of any doubt or ambiguity in the interpretation of the above rules, the decision of the Vice-Chancellor is final.
4. The University may change or amend the academic regulations or syllabi at any time and the changes or amendments made shall be applicable to all the students with effect from the dates notified by the University.
5. The students seeking transfer to colleges affiliated to JNTUK from various other Universities/ Institutions have to pass the failed subjects which are equivalent to the subjects of JNTUK, and also pass the subjects of JNTUK on their own without the right to sessional marks which the candidates have not studied at the earlier Institution.

\* \* \* \*



### **Academic Regulations (R13) for B. Tech. (Lateral entry Scheme)**

Applicable for the students admitted into II year B. Tech. from the Academic Year 2014-15 onwards

#### 1 **Award of B. Tech. Degree**

A student will be declared eligible for the award of B. Tech. Degree if he fulfils the following academic regulations:

1.1 A student shall be declared eligible for the award of the B. Tech Degree, if he pursues a course of study in not less than three academic years and not more than six academic years.

1.2 The candidate shall register for 132 credits and secure all the 132 credits.

2. The attendance regulations of B. Tech. (Regular) shall be applicable to B.Tech.

#### 3. **Promotion Rule**

A student shall be promoted from second year to third year if he fulfills the minimum attendance requirement.

A student shall be promoted from III year to IV year if he fulfils the academic requirements of 40% of the credits up to III year I semester from all the examinations, whether or not the candidate takes the examinations and secures prescribed minimum attendance in III year II semester.

#### 4. **Award of Class**

After a student has satisfied the requirement prescribed for the completion of the program and is eligible for the award of B. Tech. Degree, he shall be placed in one of the following four classes:

<b>Class Awarded</b>	<b>% of marks to be secured</b>	<b>From the aggregate marks secured from 132 Credits from II year to IV year.</b>
First Class with Distinction	70% and above	
First Class	Below 70% but not less than 60%	
Second Class	Below 60% but not less than 50%	
Pass Class	Below 50% but not less than 40%	

The marks obtained in the internal evaluation and the end semester examination shall be shown separately in the marks memorandum.

5. All the other regulations as applicable to **B. Tech. 4-year degree course (Regular) will hold good for B. Tech. (Lateral Entry Scheme).**

## MALPRACTICES RULES

### Disciplinary Action for / Improper Conduct in Examinations

	Nature of Malpractices / Improper conduct	Punishment
	<i>If the candidate:</i>	
1. (a)	Possesses or keeps accessible in examination hall, any paper, note book, programmable calculators, Cell phones, pager, palm computers or any other form of material concerned with or related to the subject of the examination (theory or practical) in which he is appearing but has not made use of (material shall include any marks on the body of the candidate which can be used as an aid in the subject of the examination)	Expulsion from the examination hall and cancellation of the performance in that subject only.
(b)	Gives assistance or guidance or receives it from any other candidate orally or by any other body language methods or communicates through cell phones with any candidate or persons in or outside the exam hall in respect of any matter.	Expulsion from the examination hall and cancellation of the performance in that subject only of all the candidates involved. In case of an outsider, he will be handed over to the police and a case is registered against him.
2.	Has copied in the examination hall from any paper, book, programmable calculators, palm computers or any other form of material relevant to the subject of the examination (theory or practical) in which the candidate is appearing.	Expulsion from the examination hall and cancellation of the performance in that subject and all other subjects the candidate has already appeared including practical examinations and project work and shall not be permitted to appear for the remaining examinations of the subjects of that Semester/year. The Hall Ticket of the candidate is to be cancelled and sent to the University.
3.	Impersonates any other candidate in connection with the examination.	The candidate who has impersonated shall be expelled from examination hall. The candidate is also debarred and forfeits the seat. The performance of the original candidate who has been impersonated, shall be cancelled in all the subjects of the

		examination (including practicals and project work) already appeared and shall not be allowed to appear for examinations of the remaining subjects of that semester/year. The candidate is also debarred for two consecutive semesters from class work and all University examinations. The continuation of the course by the candidate is subject to the academic regulations in connection with forfeiture of seat. If the imposter is an outsider, he will be handed over to the police and a case is registered against him.
4.	Smuggles in the Answer book or additional sheet or takes out or arranges to send out the question paper during the examination or answer book or additional sheet, during or after the examination.	Expulsion from the examination hall and cancellation of performance in that subject and all the other subjects the candidate has already appeared including practical examinations and project work and shall not be permitted for the remaining examinations of the subjects of that semester/year. The candidate is also debarred for two consecutive semesters from class work and all University examinations. The continuation of the course by the candidate is subject to the academic regulations in connection with forfeiture of seat.
5.	Uses objectionable, abusive or offensive language in the answer paper or in letters to the examiners or writes to the examiner requesting him to award pass marks.	Cancellation of the performance in that subject.
6.	Refuses to obey the orders of the Chief Superintendent/Assistant – Superintendent / any officer on duty or misbehaves or creates disturbance of any kind in and around the examination hall or organizes a walk out or instigates others to walk out, or threatens the officer-in charge or any person on duty in or outside the	In case of students of the college, they shall be expelled from examination halls and cancellation of their performance in that subject and all other subjects the candidate(s) has (have) already appeared and shall not be permitted to appear for the remaining examinations of the subjects of that

	<p>examination hall of any injury to his person or to any of his relations whether by words, either spoken or written or by signs or by visible representation, assaults the officer-in-charge, or any person on duty in or outside the examination hall or any of his relations, or indulges in any other act of misconduct or mischief which result in damage to or destruction of property in the examination hall or any part of the College campus or engages in any other act which in the opinion of the officer on duty amounts to use of unfair means or misconduct or has the tendency to disrupt the orderly conduct of the examination.</p>	<p>semester/year. The candidates also are debarred and forfeit their seats. In case of outsiders, they will be handed over to the police and a police case is registered against them.</p>
7.	<p>Leaves the exam hall taking away answer script or intentionally tears of the script or any part thereof inside or outside the examination hall.</p>	<p>Expulsion from the examination hall and cancellation of performance in that subject and all the other subjects the candidate has already appeared including practical examinations and project work and shall not be permitted for the remaining examinations of the subjects of that semester/year. The candidate is also debarred for two consecutive semesters from class work and all University examinations. The continuation of the course by the candidate is subject to the academic regulations in connection with forfeiture of seat.</p>
8.	<p>Possess any lethal weapon or firearm in the examination hall.</p>	<p>Expulsion from the examination hall and cancellation of the performance in that subject and all other subjects the candidate has already appeared including practical examinations and project work and shall not be permitted for the remaining examinations of the subjects of that semester/year. The candidate is also debarred and forfeits the seat.</p>

9.	If student of the college, who is not a candidate for the particular examination or any person not connected with the college indulges in any malpractice or improper conduct mentioned in clause 6 to 8.	Student of the colleges expulsion from the examination hall and cancellation of the performance in that subject and all other subjects the candidate has already appeared including practical examinations and project work and shall not be permitted for the remaining examinations of the subjects of that semester/year. The candidate is also debarred and forfeits the seat. Person(s) who do not belong to the College will be handed over to police and, a police case will be registered against them.
10.	Comes in a drunken condition to the examination hall.	Expulsion from the examination hall and cancellation of the performance in that subject and all other subjects the candidate has already appeared including practical examinations and project work and shall not be permitted for the remaining examinations of the subjects of that semester/year.
11.	Copying detected on the basis of internal evidence, such as, during valuation or during special scrutiny.	Cancellation of the performance in that subject and all other subjects the candidate has appeared including practical examinations and project work of that semester/year examinations.
12.	If any malpractice is detected which is not covered in the above clauses 1 to 11 shall be reported to the University for further action to award suitable punishment.	

#### **Malpractices identified by squad or special invigilators**

1. Punishments to the candidates as per the above guidelines.
2. Punishment for institutions : (if the squad reports that the college is also involved in encouraging malpractices)
  - (i) A show cause notice shall be issued to the college.
  - (ii) Impose a suitable fine on the college.
  - (iii) Shifting the examination centre from the college to another college for a specific period of not less than one year.

\* \* \* \* \*








**JAWAHARLAL NEHRU TECHNOLOGICAL  
UNIVERSITY: KAKINADA**  
KAKINADA-533003, Andhra Pradesh (India)  
For Constituent Colleges and Affiliated Colleges of JNTUK

# Ragging

## Prohibition of ragging in educational institutions Act 26 of 1997

### Salient Features

- ⇒ Ragging within or outside any educational institution is prohibited.
- ⇒ Ragging means doing an act which causes or is likely to cause Insult or Annoyance of Fear or Apprehension or Threat or Intimidation or outrage of modesty or Injury to a student

	Imprisonment upto		Fine Upto
Teasing, Embarrassing & Humiliation	 <b>6 Months</b>	+	<b>Rs. 1,000/-</b>
Assaulting or Using Criminal force or Criminal intimidation	 <b>1 Year</b>	+	<b>Rs. 2,000/-</b>
Wrongfully restraining or confining or causing hurt	 <b>2 Years</b>	+	<b>Rs. 5,000/-</b>
Causing grievous hurt, kidnapping or Abducts or rape or committing unnatural offence	 <b>5 Years</b>	+	<b>Rs. 10,000/-</b>
Causing death or abetting suicide	 <b>10 Months</b>	+	<b>Rs. 50,000/-</b>

In Case of Emergency CALL TOLL FREE No. : 1800 - 425 - 1288

**LET US MAKE JNTUK A RAGGING FREE UNIVERSITY**



## JAWAHARLAL NEHRU TECHNOLOGICAL UNIVERSITY: KAKINADA

KAKINADA-533003, Andhra Pradesh (India)  
For Constituent Colleges and Affiliated Colleges of JNTUK

# Ragging

## ABSOLUTELY NOT TO RAGGING

1. Ragging is prohibited as per Act 26 of A.P. Legislative Assembly, 1997.
2. Ragging entails heavy fines and/or imprisonment.
3. Ragging invokes suspension and dismissal from the College.
4. Outsiders are prohibited from entering the College and Hostel without permission.
5. Girl students must be in their hostel rooms by 7.00 p.m.
6. All the students must carry their Identity Cards and show them when demanded.
7. The Principal and the Wardens may visit the Hostels and inspect the rooms any time.



**Jawaharlal Nehru Technological University Kakinada**  
For Constituent Colleges and Affiliated Colleges of JNTUK

In Case of Emergency CALL TOLL FREE No. : 1800 - 425 - 1288

LET US MAKE JNTUK A RAGGING FREE UNIVERSITY

## COURSE STRUCTURE

### I Year – I SEMESTER

S. No.	Subject	T	P	Credits
1	English – I	3+1	--	3
2	Mathematics - I	3+1	--	3
3	Engineering Chemistry	3+1	--	3
4	Engineering Mechanics	3+1	--	3
5	Computer Programming	3+1	--	3
6	Environmental Studies	3+1	--	3
7	Engineering Chemistry Laboratory	--	3	2
8	English - Communication Skills Lab - I	--	3	2
9	C Programming Lab	--	3	2
<b>Total Credits</b>				<b>24</b>

### I Year – II SEMESTER

S. No.	Subject	T	P	Credits
1	English – II	3+1	--	3
2	Mathematics – II (Mathematical Methods)	3+1	--	3
3	Mathematics – III	3+1	--	3
4	Engineering Physics	3+1	--	3
5	Professional Ethics and Human Values	3+1	--	3
6	Engineering Drawing	3+1	--	3
7	English - Communication Skills Lab - II	--	3	2
8	Engineering Physics Lab	--	3	2
9	Engineering Physics – Virtual Labs - Assignments	--	2	--
10	Engg. Workshop & IT Workshop	--	3	2
<b>Total Credits</b>				<b>24</b>

### II Year – I SEMESTER

S. No.	Subject	T	P	Credits
1	Metallurgy & Materials Science	3+1*	--	3
2	Mechanics of Solids	3+1*	--	3



3	Thermodynamics	3+1*	--	3
4	Managerial Economics & Financial Analysis	3+1*	--	3
5	Basic Electrical & Electronics Engineering	3+1*	--	3
6	Computer aided Engineering Drawing Practice	3+1*	--	3
7	Basic Electrical & Electronics Engg. Lab	--	3	2
8	Mechanics of Solids & Metallurgy lab	--	3	2
<b>Total Credits</b>				<b>22</b>

**II Year – II SEMESTER**

S. No.	Subject	T	P	Credits
1	Kinematics of Machinery	3+1*	--	3
2	Thermal Engineering -I	3+1*	--	3
3	Production Technology	3+1*	--	3
4	Fluid Mechanics & Hydraulic machinery	3+1*	--	3
5	Machine Drawing	3+1*	--	3
6	Fluid mechanics & Hydraulic machinery Lab	--	3	2
7	Production Technology Lab	--	3	2
8	Thermal Engineering Lab	--	3	2
<b>Total Credits</b>				<b>21</b>

**III Year – I SEMESTER**

S. No.	Subject	T	P	Credits
1	Dynamics of Machinery	3+1*		3
2	Metal Cutting & Machine Tools	3+1*		3
3	Design of Machine Members–I	3+1*		3
4	Instrumentation & Control Systems	3+1*		3
5	Thermal Engineering -II	3+1*		3
6	Metrology	3+1*		3
7	Metrology & Instrumentation Lab		3	2
8	Machine Tools Lab		3	2
9	IPR & Patents		3	2
<b>Total Credits</b>				<b>24</b>

**III Year – II SEMESTER**

S. No.	Subject	T	P	Credits
1	Operations Research	3+1*		3
2	Interactive Computer Graphics	3+1*		3
3	Design of Machine Members– II	3+1*		3
4	Robotics	3+1*		3
5	Heat Transfer	3+1*		3
6	Industrial Engineering Management	3+1*		3
7	<b>Departmental Elective – I</b>	3+1*		3
8	Heat Transfer Lab		3	2
<b>Total Credits</b>				<b>23</b>

**IV Year – I SEMESTER**

S. No.	Subject	T	P	Credits
1	Automobile Engineering	3+1*		3
2	CAD/CAM	3+1*		3
3	Finite Element Methods	3+1*		3
4	Unconventional Machining Processes	3+1*		3
5	<b>Open Elective</b>	3+1*		3
6	<b>Departmental Elective – II</b>	3+1*		3
7	Simulation Lab		3	2
8	Design/Fabrication Project		2	1
<b>Total Credits</b>				<b>21</b>

**IV Year – II SEMESTER**

S. No.	Subject	T	P	Credits
1	Production Planning and Control	3+1*		3
2	Green Engineering Systems	3+1*		3
3	<b>Departmental Elective – III</b>	3+1*		3
4	<b>Departmental Elective – IV</b>	3+1*		3
5	Project Work			9
<b>Total Credits</b>				<b>21</b>

**OPEN ELECTIVE:**

1. MEMS
2. Nanotechnology

**Departmental Elective -I:**

1. Refrigeration & Air-conditioning
2. Computational Fluid Dynamics
3. Condition Monitoring
4. Rapid Prototyping

**Departmental Elective -II:**

1. Material Characterization Techniques
2. Design for Manufacture
3. Automation in Manufacturing
4. Industrial Hydraulics & Pneumatics

**Departmental Elective -III:**

1. Experimental Stress Analysis
2. Mechatronics
3. Advanced Materials
4. Power Plant Engineering

**Departmental Elective -IV:**

1. Non Destructive Evaluation
2. Advanced Optimization Techniques
3. Gas Dynamics & Jet Propulsion
4. Quality and Reliability Engineering

## SYLLABUS

I Year – I SEMESTER

T	P	C
3+1	0	3

**ENGLISH –I**  
(Common to All Branches)

### DETAILED TEXT-I English Essentials: Recommended Topics:

**1. IN LONDON: M.K.GANDHI**

**OBJECTIVE:** To apprise the learner how Gandhi spent a period of three years in London as a student.

**OUTCOME:** The learner will understand how Gandhi grew in introspection and maturity.

**2. THE KNOWLEDGE SOCIETY- APJ KALAM**

**OBJECTIVE:** To make the learners rediscover India as a land of Knowledge.

**OUTCOME:** The learners will achieve a higher quality of life, strength and sovereignty of a developed nation.

**3. THE SCIENTIFIC POINT OF VIEW- J.B.S. HALDANE**

**OBJECTIVE:** This essay discusses how scientific point of view seeks to arrive at the truth without being biased by emotion.

**OUTCOME:** This develops in the student the scientific attitude to solve many problems which we find difficult to tackle.

**4. PRINCIPLES OF GOOD WRITING:**

**OBJECTIVE:** To inform the learners how to write clearly and logically.

**OUTCOME:** The learner will be able to think clearly and logically and write clearly and logically.

**5. MAN'S PERIL**

**OBJECTIVE:** To inform the learner that all men are in peril.

**OUTCOME:** The learner will understand that all men can come together and avert the peril.

**6. THE DYING SUN—SIR JAMES JEANS**

**OBJECTIVE:** This excerpt from the book “The Mysterious Universe” presents the mysterious nature of the Universe and the stars which present numerous problems to the scientific mind. Sir James Jeans uses a poetic approach to discuss the scientific phenomena.

**OUTCOME:** This provides the students to think about the scientific phenomena from a different angle and also exposes the readers to poetic expressions.

## 7. LUCK—MARK TWAIN

**OBJECTIVE:** This is a short story about a man's public image and his true nature. The theme of the story is that luck can be a factor of life, so that even if one is incompetent but lucky, one can still succeed.

**OUTCOME:** The story is humourous in that it contains a lot of irony. Thus this develops in the learner understand humourous texts and use of words for irony.

**Text Book :** 'English Essentials' by Ravindra Publications

### **NON-DETAILED TEXT:**

(From Modern Trailblazers of Orient Blackswan)  
(Common single Text book for two semesters)  
(Semester I (1 to 4 lessons)/ Semester II (5 to 8 lessons))

#### 1. G.D.Naidu

**OBJECTIVE:** To inspire the learners by G.D.Naidu's example of inventions and contributions.

**OUTCOME:** The learner will be in a position to emulate G.D.Naidu and take to practical applications.

#### 2. G.R.Gopinath

**OBJECTIVE:** To inspire the learners by his example of inventions.

**OUTCOME:** Like G.R.Gopinath, the learners will be able to achieve much at a low cost and help the common man.

#### 3. Sudhamurthy

**OBJECTIVE:** To inspire the learners by the unique interests and contributions of Sudha Murthy.

**OUTCOME:** The learner will take interest in multiple fields of knowledge and make life worthwhile through social service.

#### 4. Vijay Bhatkar

**OBJECTIVE:** To inspire the learner by his work and studies in different fields of engineering and science.

**OUTCOME:** The learner will emulate him and produce memorable things.

**Text Book :** 'Trail Blazers' by Orient Black Swan Pvt. Ltd. Publishers

**I Year – I SEMESTER**

<b>T</b>	<b>P</b>	<b>C</b>
<b>3+1</b>	<b>0</b>	<b>3</b>

**MATHEMATICS – I (DIFFERENTIAL EQUATIONS)**  
**(Common to All Branches)**

**UNIT I: Differential equations of first order and first degree:**

Linear-Bernoulli-Exact-Reducible to exact.

Applications : Newton's Law of cooling-Law of natural growth and decay-orthogonal trajectories.

Subject Category

ABET Learning Objectives	a d e
ABET internal assessments	1 2 6
JNTUK External Evaluation	A B E

**UNIT II: Linear differential equations of higher order:**

Non-homogeneous equations of higher order with constant coefficients with RHS term of the type  $e^{ax}$ ,  $\sin ax$ ,  $\cos ax$ , polynomials in  $x$ ,  $e^{ax} V(x)$ ,  $xV(x)$ .

Applications: LCR circuit, Simple Harmonic motion

Subject Category

ABET Learning Objectives	a d e
ABET internal assessments	1 2 6
JNTUK External Evaluation	A B E

**UNIT III Laplace transforms:**

Laplace transforms of standard functions-Shifting Theorems, Transforms of derivatives and integrals – Unit step function –Dirac's delta function- Inverse Laplace transforms– Convolution theorem (with out proof).

Application: Solutions of ordinary differential equations using Laplace transforms.

Subject Category

ABET Learning Objectives	a e
ABET internal assessments	1 2 6
JNTUK External Evaluation	A B E

**UNIT IV Partial differentiation:**

Introduction- Total derivative-Chain rule-Generalized Mean Value theorem for single variable (without proof)-Taylors and Mc Laurent's series for two variables– Functional dependence- Jacobian.

Applications: Maxima and Minima of functions of two variables with constraints and without constraints.

Subject Category

ABET Learning Objectives a c e

ABET internal assessments 1 2 6

JNTUK External Evaluation A B E

### **UNIT V First order Partial differential equations:**

Formation of partial differential equations by elimination of arbitrary constants and arbitrary functions –solutions of first order linear (Lagrange) equation and nonlinear (standard type) equations

Subject Category

ABET Learning Objectives a e

ABET internal assessments 1 2 6

JNTUK External Evaluation A B E

### **UNIT VI Higher order Partial differential equations:**

Solutions of Linear Partial differential equations with constant coefficients-Method of separation of Variables.

Applications: One- dimensional Wave, Heat equations - two-dimensional Laplace Equation.

Subject Category

ABET Learning Objectives a e

ABET internal assessments 1 2 6

JNTUK External Evaluation B E

### **Books:**

1. **B.S.GREWAL**, Higher Engineering Mathematics, 42<sup>nd</sup> Edition, Khanna Publishers
2. **ERWIN KREYSZIG**, Advanced Engineering Mathematics, 9<sup>th</sup> Edition, Wiley-India
3. **GREENBERG**, Advanced Engineering Mathematics, 2<sup>nd</sup> edition, Pearson edn
4. **DEAN G. DUFFY**, Advanced engineering mathematics with MATLAB, CRC Press
5. **PETER O'NEIL**, advanced Engineering Mathematics, Cengage Learning.

Subject Category	ABET Learning Objectives	ABET Internal Assessments	JNTUK External Evaluation	Remarks
Theory Design Analysis Algorithms Drawing Others	a) Apply knowledge of math, science, & engineering b) Design & conduct experiments, analyze & interpret data c) Design a system/process to meet desired needs within economic, social, political, ethical, health/safety, manufacturability, & sustainability constraints d) Function on multidisciplinary teams e) Identify, formulate, & solve engineering problems f) Understand professional & ethical responsibilities g) Communicate effectively h) Understand impact of engineering solutions in global, economic, environmental, & societal context i) Recognize need for & be able to engage in lifelong learning j) Know contemporary issues k) Use techniques, skills, modern tools for engineering practices	1. Objective tests 2. Essay questions tests 3. Peer tutoring based 4. Simulation based 5. Design oriented 6. Problem based 7. Experiential (project based) 8. Lab work or field work based 9. Presentation based 10. Case Studies based 11. Role-play based 12. Portfolio based	A. Questions should have: B. Definitions, Principle of operation or philosophy of concept. C. Mathematical treatment, derivations, analysis, synthesis, numerical problems with inference. D. Design oriented problems E. Troubleshooting type of questions F. Applications related questions G. Brainstorming questions	



**I Year – I SEMESTER**

<b>T</b>	<b>P</b>	<b>C</b>
<b>3+1</b>	<b>0</b>	<b>3</b>

**ENGINEERING CHEMISTRY****UNIT-I: WATER TECHNOLOGY**

Hard Water – Estimation of hardness by EDTA method – Potable water- Sterilization and Disinfection – Boiler feed water – Boiler troubles – Priming and foaming , scale formation, corrosion, caustic embrittlement, turbine deposits – Softening of water – Lime soda, Zeolite processes – Reverse osmosis – Electro Dialysis, Ion exchange process.

**Objectives :** For prospective engineers knowledge about water used in industries (boilers etc.) and for drinking purposes is useful; hence chemistry of hard water, boiler troubles and modern methods of softening hard water is introduced.

**UNIT-II : ELECTROCHEMISTRY**

Concept of Ionic conductance – Ionic Mobilities – Applications of Kohlrausch law – Conductometric titrations – Galvanic cells – Electrode potentials – Nernst equation – Electrochemical series – Potentiometric titrations – Concentration cells – Ion selective electrode –Glass electrodes – Fluoride electrode; Batteries and Fuel cells.

**Objectives :** Knowledge of galvanic cells, electrode potentials, concentration cells is necessary for engineers to understand corrosion problem and its control ; also this knowledge helps in understanding modern bio-sensors, fuel cells and improve them.

**UNIT-III : CORROSION**

Causes and effects of corrosion – theories of corrosion (dry, chemical and electrochemical corrosion) – Factors affecting corrosion – Corrosion control methods – Cathodic protection –Sacrificial Anodic, Impressed current methods – Surface coatings – Methods of application on metals (Hot dipping, Galvanizing, tinning , Cladding, Electroplating, Electroless plating) – Organic surface coatings – Paints – Their constituents and their functions.

**Objectives :** the problems associated with corrosion are well known and the engineers must be aware of these problems and also how to counter them.

**UNIT-IV : HIGH POLYMERS**

Types of Polymerization – Stereo regular Polymers – Physical and Mechanical properties of polymers – Plastics – Thermoplastics and thermo setting plastics – Compounding and Fabrication of plastics – Preparation and

properties of Polyethylene, PVC and Bakelite – Elastomers – Rubber and Vulcanization – Synthetic rubbers – Styrene butadiene rubber – Thiokol – applications.

**Objectives :** Plastics are materials used very widely as engineering materials. An understanding of properties particularly physical and mechanical properties of polymers / plastics / elastomers helps in selecting suitable materials for different purposes.

### UNIT-V : FUELS

Coal – Proximate and ultimate analysis – Numerical problems based on analysis – Calorific value – HCV and LCV – Problems based on calorific values; petroleum – Refining – Cracking – Petrol – Diesel knocking; Gaseous fuels – Natural gas – LPG, CNG – Combustion – Problems on air requirements.

**Objectives :** A board understanding of the more important fuels employed on a large scale is necessary for all engineer to understand energy – related problems and solve them.

### UNIT-VI : CHEMISTRY OF ADVANCED MATERIALS

Nanomaterials (Preparation of carbon nanotubes and fullerenes – Properties of nanomaterials – Engineering applications) – Liquid crystals (Types – Application in LCD and Engineering Applications) – Fiber reinforced plastics – Biodegradable polymers – Conducting polymers – Solar cells (Solar heaters – Photo voltaic cells – Solar reflectors – Green house concepts – Green chemistry (Methods for green synthesis and Applications) – Cement – Hardening and setting – Deterioration of cement concrete

**Objectives :** With the knowledge available now, future engineers should know at least some of the advanced materials that are becoming available. Hence some of them are introduced here.

### TEXT BOOKSS

1. Jain and Jain (Latest Edition), Engineering Chemistry, Dhanpat Rai Publishing company Ltd.
2. N.Y.S. Murthy, V. Anuradha, KRamaRao “A Text Book of Engineering Chemistry”, Maruthi Publications.
3. C.Parameswara Murthy, C.V.Agarwal, Adhra Naidu (2006) Text Book of Engineering Chemistry, B.S. Publications.
4. B.Sivasankar (2010), Engineering Chemistry, Mc Graw-Hill companies.

5. Ch.Venkata Ramana Reddy and Ramadevi (2013), Engineering Chemistry, Cengage Learning.

## REFERENCES

1. S.S. Dara (2013) Text Book of Engineering Chemistry, S.Chand Technical Series.
2. K.Sesha Maheswaramma and Mridula Chugh (2013), Engineering Chemistry, Pearson Publications.
3. R.Gopalan, D.Venkatappayya, Sulochana Nagarajan (2011), Text Book of Engineering Chemistry, Vikas Publications.
4. B.Viswanathan and M.Aulice Scibioh (2009), Fuel Cells, Principals and applications, University Press.

<b>I Year – I SEMESTER</b>	<b>T</b>	<b>P</b>	<b>C</b>
	<b>3+1</b>	<b>0</b>	<b>3</b>

**ENGINEERING MECHANICS**

**Objectives:**

The students completing this course are expected to understand the concepts of forces and its resolution in different planes, resultant of force system, Forces acting on a body, their free body diagrams using graphical methods. They are required to understand the concepts of centre of gravity and moments of inertia and their application, Analysis of frames and trusses, different types of motion, friction and application of work - energy method.

**UNIT – I**

**Objectives: The students are to be exposed to the concepts of force and friction, direction and its application.**

Introduction to Engg. Mechanics – Basic Concepts.

**Systems of Forces :** Coplanar Concurrent Forces – Components in Space – Resultant – Moment of Force and its Application – Couples and Resultant of Force Systems. Introduction, limiting friction and impending motion, coulomb's laws of dry friction, coefficient of friction, cone of friction

**UNIT II**

**Objectives: The students are to be exposed to application of free body diagrams. Solution to problems using graphical methods and law of triangle of forces.**

**Equilibrium of Systems of Forces :** Free Body Diagrams, Equations of Equilibrium of Coplanar Systems, Spatial Systems for concurrent forces. Lamis Theorm, Graphical method for the equilibrium of coplanar forces, Converse of the law of Triangle of forces, converse of the law of polygon of forces condition of equilibrium.

**UNIT – III**

**Objectives : The students are to be exposed to concepts of centre of gravity.**

**Centroid :** Centroids of simple figures (from basic principles) – Centroids of Composite Figures

**Centre of Gravity :** Centre of gravity of simple body (from basis principles), centre of gravity of composite bodies, pappus theorem.

## UNIT IV

**Objective:** The students are to be exposed to concepts of moment of inertia and polar moment of inertia including transfer methods and their applications.

**Area moments of Inertia :** Definition – Polar Moment of Inertia, Transfer Theorem, Moments of Inertia of Composite Figures, Products of Inertia, Transfer Formula for Product of Inertia. **Mass Moment of Inertia :** Moment of Inertia of Masses, Transfer Formula for Mass Moments of Inertia, mass moment of inertia of composite bodies.

## UNIT – V

**Objectives :** The students are to be exposed to motion in straight line and in curvilinear paths, its velocity and acceleration computation and methods of representing plane motion.

**Kinematics :** Rectilinear and Curvelinear motions – Velocity and Acceleration – Motion of Rigid Body – Types and their Analysis in Planar Motion. **Kinetics :** Analysis as a Particle and Analysis as a Rigid Body in Translation – Central Force Motion – Equations of Plane Motion – Fixed Axis Rotation – Rolling Bodies.

## UNIT – VI

**Objectives:** The students are to be exposed to concepts of work, energy and particle motion

**Work – Energy Method :** Equations for Translation, Work-Energy Applications to Particle Motion, Connected System-Fixed Axis Rotation and Plane Motion. Impulse momentum method.

## TEXT BOOKS:

1. Engg. Mechanics - S.Timoshenko & D.H.Young., 4<sup>th</sup> Edn -, Mc Graw Hill publications.
2. Engineering Mechanics: Statics and Dynamics 3<sup>rd</sup> edition, Andrew Pytel and Jaan Kiusalaas; Cengage Learning publishers.

## REFERENCES:

1. Engineering Mechanics statics and dynamics – R.C.Hibbeler, 11<sup>th</sup> Edn – Pearson Publ.
2. Engineering Mechanics, statics – J.L.Meriam, 6<sup>th</sup> Edn – Wiley India Pvt Ltd.
3. Engineering Mechanics, dynamics – J.L.Meriam, 6<sup>th</sup> Edn – Wiley India Pvt. Ltd.

4. Engineering Mechanics, statics and dynamics – I.H.Shames, – Pearson Publ.
5. Mechanics For Engineers, statics - F.P.Beer & E.R. Johnston – 5<sup>th</sup> Edn Mc Graw Hill Publ.
6. Mechanics For Engineers, dynamics - F.P.Beer & E.R.Johnston – 5<sup>th</sup> Edn Mc Graw Hill Publ.
7. Theory & Problems of engineering mechanics, statics & dynamics – E.W. Nelson, C.L.Best & W.G. McLean, 5<sup>th</sup> Edn – Schaum's outline series - Mc Graw Hill Publ.
8. Engineering Mechanics, Ferdinand. L. Singer, Harper – Collins.
9. Engineering Mechanics statics and dynamics, A Nelson, Mc Graw Hill publications.
10. Engineering Mechanics, Tayal. Umesh Publ.

**I Year – I SEMESTER**

T	P	C
3+1	0	3

**COMPUTER PROGRAMMING**

**Objectives:** Formulating algorithmic solutions to problems and implementing algorithms in C.

**UNIT I:**

**Unit objective: Notion of Operation of a CPU, Notion of an algorithm and computational procedure, editing and executing programs in Linux**

**Introduction:** Computer systems, Hardware and Software Concepts.

**Problem Solving:** Algorithm / Pseudo code, flowchart, program development steps, computer languages: machine, symbolic and highlevel languages, Creating and Running Programs: Writing, Editing(vi/emacs editor), Compiling (gcc), Linking and Executing in under Linux.

**BASICS OF C:** Structure of a C program, identifiers, basic data types and sizes. Constants, Variables, Arithmetic , relational and logical operators, increment and decrement operators, conditional operator, assignment operator, expressions, type conversions, Conditional Expressions, precedence and order of evaluation, Sample Programs.

**UNIT II:**

**Unit objective: understanding branching, iteration and data representation using arrays**

**SELECTION – MAKING DECISION: TWO WAY SELECTION:** if-else, null else, nested if, examples, Multi-way selection: switch, else-if, examples.

**ITERATIVE:** loops- while, do-while and for statements , break, continue, initialization and updating, event and counter controlled loops, Looping applications: Summation, powers, smallest and largest.

**ARRAYS:** Arrays- concepts, declaration, definition, accessing elements, storing elements, Strings and String Manipulations, 1-D arrays, 2-D arrays and character arrays, string manipulations, Multidimensional arrays, array applications: Matrix operations, checking the symmetricity of a Matrix.

**STRINGS: concepts, c strings.**

**UNIT III:**

**Objective: Modular programming and recursive solution formulation**

**FUNCTIONS- MODULAR PROGRAMMING:** functions, basics, parameter passing, storage classes extern, auto, register, static, scope rules, block structure, user defined functions, standard library functions, recursive

functions, Recursive solutions for fibonacci series, towers of Hanoi, header files, C Preprocessor, example c programs, Passing 1-D arrays, 2-D arrays to functions.

#### **UNIT IV:**

**Objective: Understanding pointers and dynamic memory allocation**

**POINTERS:** pointers- concepts, initialization of pointer variables, pointers and function arguments, passing by address- dangling memory, address arithmetic, character pointers and functions, pointers to pointers, pointers and multi-dimensional arrays, dynamic memory management functions, command line arguments.

#### **UNIT V:**

**Objective: Understanding miscellaneous aspects of C**

**ENUMERATED, STRUCTURE AND UNION TYPES:** Derived types- structures- declaration, definition and initialization of structures, accessing structures, nested structures, arrays of structures, structures and functions, pointers to structures, self referential structures, unions, typedef, bit-fields, program applications.

**BIT-WISE OPERATORS: logical, shift, rotation, masks.**

#### **UNIT VI:**

**Objective: Comprehension of file operations**

**FILE HANDLING:** Input and output- concept of a file, text files and binary files, Formatted I/O, File I/O operations, example programs.

#### **Text Books:**

1. Problem Solving and Program Design in C, Hanly, Koffman, 7<sup>th</sup> ed, PERSON.
2. Programming in C, Second Edition Pradip Dey and Manas Ghosh, OXFORD Higher Education.
3. Programming in C, A practical approach Ajay Mittal PEARSON
4. The C programming Language by Dennis Richie and Brian Kernighan
5. Programming in C, B. L. Juneja, Anith Seth, Cengage Learning.

#### **Reference Books and web links:**

1. C Programming, A Problem Solving Approach, Forouzan, Gilberg, Prasad, CENGAGE.
2. Programming with C, Bichkar, Universities Press
3. Programming in C, Reema Thareja, OXFORD
4. C by Example, Noel Kalicharan, Cambridge



**I Year – I SEMESTER**

T	P	C
3+1	0	3

**ENVIRONMENTAL STUDIES****Course Learning Objectives:**

The objectives of the course is to impart.

1. Overall understanding of the natural resources.
2. Basic understanding of the ecosystem and its diversity.
3. Acquaintance on various environmental challenges induced due to unplanned anthropogenic activities.
4. An understanding of the environmental impact of developmental activities.
5. Awareness on the social issues, environmental legislation and global treaties.

**Course Outcomes:**

The student should have knowledge on

1. The natural resources and their importance for the sustenance of the life and recognise the need to conserve the natural resources.
2. The concepts of the ecosystem and its function in the environment. The need for protecting the producers and consumers in various ecosystems and their role in the food web.
3. The biodiversity of India and the threats to biodiversity, and conservation practices to protect the biodiversity.
4. Various attributes of the pollution and their impacts and measures to reduce or control the pollution along with waste management practices.
5. Social issues both rural and urban environment and the possible means to combat the challenges.
6. The environmental legislations of India and the first global initiatives towards sustainable development.
7. About environmental assessment and the stages involved in EIA and the environmental audit.

**Syllabus:****UNIT - I**

**Multidisciplinary nature of Environmental Studies:** Definition, Scope and Importance – Sustainability: Stockholm and Rio Summit–Global Environmental Challenges: Global warming and climate change, acid rains,

ozone layer depletion, population growth and explosion, effects. Role of information Technology in Environment and human health.

**Ecosystems:** Concept of an ecosystem. - Structure and function of an ecosystem. - Producers, consumers and decomposers. - Energy flow in the ecosystem - Ecological succession. - Food chains, food webs and ecological pyramids. - Introduction, types, characteristic features, structure and function of Forest ecosystem, Grassland ecosystem, Desert ecosystem, Aquatic ecosystems.

## UNIT - II

**Natural Resources:** Natural resources and associated problems

Forest resources – Use and over – exploitation, deforestation – Timber extraction – Mining, dams and other effects on forest and tribal people.

Water resources – Use and over utilization of surface and ground water – Floods, drought, conflicts over water, dams – benefits and problems.

**Mineral resources:** Use and exploitation, environmental effects of extracting and using mineral resources.

**Food resources:** World food problems, changes caused by non-agriculture activities-effects of modern agriculture, fertilizer-pesticide problems, water logging, salinity.

Energy resources: Growing energy needs, renewable and non-renewable energy sources use of alternate energy sources.

**Land resources:** Land as a resource, land degradation, Wasteland reclamation, man induced landslides, soil erosion and desertification. Role of an individual in conservation of natural resources. Equitable use of resources for sustainable lifestyles.

## UNIT - III

**Biodiversity and its conservation:** Definition: genetic, species and ecosystem diversity- classification - Value of biodiversity: consumptive use, productive use, social-Biodiversity at national and local levels. India as a mega-diversity nation - Hot-spots of biodiversity - Threats to biodiversity: habitat loss, man-wildlife conflicts. - Endangered and endemic species of India – Conservation of biodiversity: conservation of biodiversity.

## UNIT - IV

**Environmental Pollution:** Definition, Cause, effects and control measures of Air pollution, Water pollution, Soil pollution, Noise pollution, Nuclear hazards. Role of an individual in prevention of pollution. - Pollution case studies.

**Solid Waste Management:** Sources, classification, effects and control measures of urban and industrial solid wastes. Consumerism and waste products.

#### UNIT - V

**Social Issues and the Environment:** Urban problems related to energy - Water conservation, rain water harvesting-Resettlement and rehabilitation of people; its problems and concerns. Environmental ethics: Issues and possible solutions. Environmental Protection Act -Air (Prevention and Control of Pollution) Act. -Water (Prevention and control of Pollution) Act -Wildlife Protection Act -Forest Conservation Act-Issues involved in enforcement of environmental legislation. -Public awareness.

#### UNIT - VI

**Environmental Management:** Impact Assessment and its significance various stages of EIA, preparation of EMP and EIS, Environmental audit. Ecotourism.

The student should submit a report individually on any issues related to Environmental Studies course and make a power point presentation.

#### Text Books:

1. Environmental Studies by R. Rajagopalan, 2<sup>nd</sup> Edition, 2011, Oxford University Press.
2. A Textbook of Environmental Studies by Shaashi Chawla, TMH, New Delhi
3. Environmental Studies by P.N. Palanisamy, P. Manikandan, A. Geetha, and K. Manjula Rani; Pearson Education, Chennai

#### Reference:

1. Text Book of Environmental Studies by Deeshita Dave & P. Udaya Bhaskar, Cengage Learning.
2. Environmental Studies by K.V.S.G. Murali Krishna, VGS Publishers, Vijayawada.
3. Environmental Studies by Benny Joseph, Tata McGraw Hill Co, New Delhi.
4. Environmental Studies by Piyush Malaviya, Pratibha Singh, Anoop singh: Acme Learning, New Delhi.

\*\*\*

**I Year – I SEMESTER**

<b>T</b>	<b>P</b>	<b>C</b>
<b>0</b>	<b>3</b>	<b>2</b>

**ENGINEERING CHEMISTRY LABORATORY****List of Experiments**

1. Introduction to chemistry laboratory – Molarity, Normality, Primary, Secondary standard solutions, Volumetric titrations, Quantitative analysis, Quantitative analysis etc.,
2. Trial experiment – Estimation of HCl using standard  $\text{Na}_2\text{CO}_3$  solutions
3. Estimation of  $\text{KMnO}_4$  using standard Oxalic acid solution.
4. Estimation of Ferric iron using standard  $\text{K}_2\text{Cr}_2\text{O}_7$  solution.
5. Estimation of Copper using standard  $\text{K}_2\text{Cr}_2\text{O}_7$  solution.
6. Estimation of Total Hardness water using standard EDTA solution.
7. Estimation of Copper using standard EDTA solution.
8. Estimation of Copper using Colorimeter
9. Estimation of pH of the given sample solution using pH meter.
10. Conductometric Titrations between strong acid and strong base
11. Conductometric Titrations between strong acid and Weak base
12. Potentiometric Titrations between strong acid and strong base
13. Potentiometric Titrations between strong acid and Weak base
14. Estimating of Zinc using standard potassium ferrocyanide solution
15. Estimation of Vitamin – C

**TEXT BOOKSS**

1. Dr. Jyotsna Cherukuis(2012)Laboratory Manual of Engineering Chemistry-II, VGS Techno Series.
2. Chemistry Practical Manual, Lorven Publications.
3. K. Mukkanti (2009) Practical Engineering Chemistry, B.S.Publication.

**I Year – I SEMESTER****T P C**  
**0 3 2****ENGLISH – COMMUNICATION SKILLS LAB – I****Suggested Lab Manuals:**

**OBJECTIVE:** To impart to the learner the skills of grammar as well as communication through listening, speaking, reading, and writing including soft, that is life skills.

**BASIC COMMUNICATION SKILLS**

UNIT 1	A. Greeting and Introductions B. Pure Vowels
UNIT 2	A. Asking for information and Requests B. Diphthongs
UNIT 3	A. Invitations B. Consonants
UNIT 4	A. Commands and Instructions B. Accent and Rhythm
UNIT 5	A. Suggestions and Opinions B. Intonation

**Text Book:**

‘Strengthen your Communication Skills’ Part-A by Maruthi Publications

**Reference Books:**

1. INFOTECH English (Maruthi Publications).
2. Personality Development and Soft Skills (Oxford University Press, New Delhi).

**I Year – I SEMESTER**

<b>T</b>	<b>P</b>	<b>C</b>
<b>0</b>	<b>3</b>	<b>2</b>

**C PROGRAMMING LAB****Exercise 1**

- Write a C Program to calculate the area of triangle using the formula  $\text{area} = (s(s-a)(s-b)(s-c))^{1/2}$  where  $s = (a+b+c)/2$
- Write a C program to find the largest of three numbers using ternary operator.
- Write a C Program to swap two numbers without using a temporary variable.

**Exercise 2**

- 2's complement of a number is obtained by scanning it from right to left and complementing all the bits after the first appearance of a 1. Thus 2's complement of 11100 is 00100. Write a C program to find the 2's complement of a binary number.
- Write a C program to find the roots of a quadratic equation.
- Write a C program, which takes two integer operands and one operator from the user, performs the operation and then prints the result. (Consider the operators +, -, \*, /, % and use Switch Statement).

**Exercise 3**

- Write a C program to find the sum of individual digits of a positive integer and find the reverse of the given number.
- A Fibonacci sequence is defined as follows: the first and second terms in the sequence are 0 and 1. Subsequent terms are found by adding the preceding two terms in the sequence. Write a C program to generate the first n terms of the
- Write a C program to generate all the prime numbers between 1 and n, where n is a value supplied by the user.

**Exercise 4**

- Write a C Program to print the multiplication table of a given number n up to a given value, where n is entered by the user.
- Write a C Program to enter a decimal number, and calculate and display the binary equivalent of that number.
- Write a C Program to check whether the given number is Armstrong number or not.

**Exercise 5**

- Write a C program to interchange the largest and smallest numbers in the array.
- Write a C program to implement a liner search.
- Write a C program to implement binary search

**Exercise 6**

- Write a C program to implement sorting of an array of elements .
- Write a C program to input two  $m \times n$  matrices, check the compatibility and perform addition and multiplication of them

**Exercise 7**

Write a C program that uses functions to perform the following operations:

- To insert a sub-string in to given main string from a given position.
- To delete n Characters from a given position in a given string.
- To replace a character of string either from beginning or ending or at a specified location

**Exercise 8**

Write a C program that uses functions to perform the following operations using Structure:

- |                                      |   |
|--------------------------------------|---|
| i) Reading a complex number          | ii) Writing a complex number              |
| iii) Addition of two complex numbers | iv) Multiplication of two complex numbers |

**Exercise 9**

Write C Programs for the following string operations without using the built in functions

- to concatenate two strings
- to append a string to another string
- to compare two strings

**Exercise 10**

Write C Programs for the following string operations without using the built in functions

- to find t he length of a string
- to find whether a given string is palindrome or not

**Exercise 11**

- Write a C functions to find both the largest and smallest number of an array of integers.
- Write C programs illustrating call by value and call by reference cncpts.

**Exercise 12**

Write C programs that use both recursive and non-recursive functions for the following

- i) To find the factorial of a given integer.
- ii) To find the GCD (greatest common divisor) of two given integers.
- iii) To find Fibonacci sequence

**Exercise 13**

- a) Write C Program to reverse a string using pointers
- b) Write a C Program to compare two arrays using pointers

**Exercise 14**

- a) Write a C program consisting of Pointer based function to exchange value of two integers using passing by address.
- b) Write a C program to swap two numbers using pointers

**Exercise 15**

Examples which explores the use of structures, union and other user defined variables

**Exercise 16**

- a) Write a C program which copies one file to another.
- b) Write a C program to count the number of characters and number of lines in a file.
- c) Write a C Program to merge two files into a third file. The names of the files must be entered using command line arguments.



I Year – II SEMESTER

T	P	C
3+1	0	3

**ENGLISH –II**  
(Common to All Branches)

**DETAILED TEXT-II : Sure Outcomes:** English for Engineers and Technologists **Recommended Topics :**

**1. TECHNOLOGY WITH A HUMAN FACE**

**OBJECTIVE:** To make the learner understand how modern life has been shaped by technology.

**OUTCOME:** The proposed technology is people's technology. It serves the human person instead of making him the servant of machines.

**2. CLIMATE CHANGE AND HUMAN STRATEGY**

**OBJECTIVE:** To make the learner understand how the unequal heating of earth's surface by the Sun, an atmospheric circulation pattern is developed and maintained.

**OUTCOME:** The learner's understand that climate must be preserved.

**3. EMERGING TECHNOLOGIES**

**OBJECTIVE:** To introduce the technologies of the 20<sup>th</sup> century and 21<sup>st</sup> centuries to the learners.

**OUTCOME:** The learner will adopt the applications of modern technologies such as nanotechnology.

**4. WATER- THE ELIXIR OF LIFE**

**OBJECTIVE:** To inform the learner of the various advantages and characteristics of water.

**OUTCOME:** The learners will understand that water is the elixir of life.

**5. THE SECRET OF WORK**

**OBJECTIVE::** In this lesson, Swami Vivekananda highlights the importance of work for any development.

**OUTCOME:** The students will learn to work hard with devotion and dedication.

**6. WORK BRINGS SOLACE**

**OBJECTIVE:** In this lesson Abdul Kalam highlights the advantage of work.

**OUTCOME:** The students will understand the advantages of work. They will overcome their personal problems and address themselves to national and other problems.

**Text Book :** 'Sure Outcomes' by Orient Black Swan Pvt. Ltd. Publishers

**NON-DETAILED TEXT:**

(From Modern Trailblazers of Orient Blackswan)  
(Common single Text book for two semesters)  
(Semester I (1 to 4 lessons)/ Semester II (5 to 8 lessons))

**1. J.C. Bose**

**OBJECTIVE:** To apprise of J.C.Bose's original contributions.

**OUTCOME:** The learner will be inspired by Bose's achievements so that he may start his own original work.

**2. Homi Jehangir Bhaba**

**OBJECTIVE:** To show Bhabha as the originator of nuclear experiments in India.

**OUTCOME:** The learner will be inspired by Bhabha's achievements so as to make his own experiments.

**3. Vikram Sarabhai**

**OBJECTIVE:** To inform the learner of the pioneering experiments conducted by Sarabhai in nuclear energy and relevance of space programmes.

**OUTCOME:** The learner will realize that development is impossible without scientific research.

**4. A Shadow- R.K.Narayan**

**OBJECTIVE:** To expose the reader to the pleasure of the humorous story

**OUTCOME:** The learner will be in a position to appreciate the art of writing a short story and try his hand at it.

**Text Book :** 'Trail Blazers' by Orient Black Swan Pvt. Ltd. Publishers

**I Year – II SEMESTER**

<b>T</b>	<b>P</b>	<b>C</b>
<b>3+1</b>	<b>0</b>	<b>3</b>

**MATHEMATICS – II**  
**(MATHEMATICAL METHODS)**

(Common to All Branches)

**UNIT I Solution of Algebraic and Transcendental Equations:**

Introduction- Bisection Method – Method of False Position – Iteration Method – Newton-Raphson Method (One variable and Simultaneous Equations)

Subject Category

ABET Learning Objectives a e k

ABET internal assessments 1 2 4 6

JNTUK External Evaluation A B E

**UNIT II Interpolation:**

Introduction- Errors in Polynomial Interpolation – Finite differences- Forward Differences- Backward differences – Central differences – Symbolic relations and separation of symbols-Differences of a polynomial-Newton's formulae for interpolation – Interpolation with unevenly spaced points - Lagrange's Interpolation formula.

Subject Category

ABET Learning Objectives a e

ABET internal assessments 1 2 4 6

JNTUK External Evaluation A B E

**UNIT III Numerical solution of Ordinary Differential equations:**

Solution by Taylor's series-Picard's Method of successive Approximations-Euler's Method-Runge-Kutta Methods.

Subject Category

ABET Learning Objectives a e

ABET internal assessments 1 2 4 6

JNTUK External Evaluation A B E

**UNIT IV Fourier Series:**

Introduction- Determination of Fourier coefficients – even and odd functions –change of interval– Half-range sine and cosine series.

Application: Amplitude, spectrum of a periodic function

Subject Category

ABET Learning Objectives a e d  
ABET internal assessments 1 2 6  
JNTUK External Evaluation A B E

### UNIT V Fourier Transforms:

Fourier integral theorem (only statement) – Fourier sine and cosine integrals -  
sine and cosine transforms – properties – inverse transforms – Finite Fourier  
transforms

Subject Category

ABET Learning Objectives a d e k  
ABET internal assessments 1 2 6  
JNTUK External Evaluation A B E

### UNIT VI Z-transform:

Introduction– properties – Damping rule – Shifting rule – Initial and final  
value theorems -Inverse z transform- -Convolution theorem – Solution of  
difference equation by Z -transforms.

Subject Category

ABET Learning Objectives a b e k  
ABET internal assessments 1 2 6  
JNTUK External Evaluation A B E

### BOOKS:

1. **B.S. GREWAL**, Higher Engineering Mathematics, 42<sup>nd</sup> Edition, Khanna Publishers.
2. **DEAN G. DUFFY**, Advanced Engineering Mathematics with MATLAB, CRC Press.
3. **V.RAVINDRANATH and P. VIJAYALAXMI**, Mathematical Methods, Himalaya Publishing House.
4. **ERWYN KREYSZIG**, Advanced Engineering Mathematics, 9<sup>th</sup> Edition, Wiley-India.

Subject Category	ABET Learning Objectives	ABET Internal Assessments	JNTUK External Evaluation	Remarks
Theory Design Analysis Algorithms Drawing Others	a) Apply knowledge of math, science, & engineering b) Design & conduct experiments, analyze & interpret data c) Design a system/process to meet desired needs within economic, social, political, ethical, health/safety, manufacturability, & sustainability constraints d) Function on multidisciplinary teams e) Identify, formulate, & solve engineering problems f) Understand professional & ethical responsibilities g) Communicate effectively h) Understand impact of engineering solutions in global, economic, environmental, & societal context i) Recognize need for & be able to engage in lifelong learning j) Know contemporary issues k) Use techniques, skills, modern tools for engineering practices	1. Objective tests 2. Essay questions tests 3. Peer tutoring based 4. Simulation based 5. Design oriented 6. Problem based 7. Experiential (project based) 8. Lab work or field work based 9. Presentation based 10. Case Studies based 11. Role-play based 12. Portfolio based	A. Questions should have: B. Definitions, Principle of operation or philosophy of concept. C. Mathematical treatment, derivations, analysis, synthesis, numerical problems with inference. D. Design oriented problems E. Troubleshooting type of questions F. Applications related questions G. Brainstorming questions	

**I Year – II SEMESTER**

T	P	C
3+1	0	3

**MATHEMATICS – III**  
**(LINEAR ALGEBRA & VECTOR CALCULUS)**  
**(Common to All Branches)**

**UNIT I Linear systems of equations:**

Rank-Echelon form, Normal form – Solution of Linear Systems – Direct Methods- Gauss Elimination - Gauss Jordan and Gauss Seidal Methods.

Application: Finding the current in a electrical circuit.

Subject Category

ABET Learning Objectives a e k

ABET internal assessments 1 2 6 4

JNTUK External Evaluation A B E

**UNIT II Eigen values - Eigen vectors and Quadratic forms:**

Eigen values - Eigen vectors– Properties – Cayley-Hamilton Theorem - Inverse and powers of a matrix by using Cayley-Hamilton theorem- Quadratic forms- Reduction of quadratic form to canonical form – Rank - Positive, negative definite - semi definite - index – signature.

Application: Free vibration of a two-mass system.

Subject Category

ABET Learning Objectives a d e k

ABET internal assessments 1 2 4 6

JNTUK External Evaluation A B E

**UNIT III Multiple integrals:**

Review concepts of Curve tracing (Cartesian - Polar and Parametric curves)-

Applications of Integration to Lengths, Volumes and Surface areas of revolution in Cartesian and Polar Coordinates.

Multiple integrals - double and triple integrals – change of variables – Change of order of Integration

Application: Moments of inertia

Subject Category

ABET Learning Objectives a e d

ABET internal assessments 1 2 6

JNTUK External Evaluation A B E

**UNIT IV Special functions:**

Beta and Gamma functions- Properties - Relation between Beta and Gamma functions- Evaluation of improper integrals.

Application: Evaluation of integrals

Subject Category

ABET Learning Objectives a e

ABET internal assessments 1 2 6

JNTUK External Evaluation A B E

**UNIT V Vector Differentiation:**

Gradient- Divergence- Curl - Laplacian and second order operators -Vector identities.

Application: Equation of continuity, potential surfaces

Subject Category

ABET Learning Objectives a e

ABET internal assessments 1 2 6

JNTUK External Evaluation A B E

**UNIT VI Vector Integration:**

Line integral – work done – Potential function – area- surface and volume integrals Vector integral theorems: Greens, Stokes and Gauss Divergence Theorems (Without proof) and related problems.

application: work done, Force

Subject Category

ABET Learning Objectives a e

ABET internal assessments 1 2 6

JNTUK External Evaluation A B E

**BOOKS:**

1. **GREENBERG**, Advanced Engineering Mathematics, 9<sup>th</sup> Edition, Wiley-India.
2. **B.V. RAMANA**, Higher Engineering Mathematics, Tata McGrawhill.
3. **ERWIN KREYSZIG**, Advanced Engineering Mathematics, 9<sup>th</sup> Edition, Wiley-India.
4. **PETER O'NEIL**, Advanced Engineering Mathematics, Cengage Learning.
5. **D.W. JORDAN AND T. SMITH**, Mathematical Techniques, Oxford University Press.

Subject Category	ABET Learning Objectives	ABET Internal Assessments	JNTUK External Evaluation	Remarks
Theory Design Analysis Algorithms Drawing Others	a) Apply knowledge of math, science, & engineering b) Design & conduct experiments, analyze & interpret data c) Design a system/process to meet desired needs within economic, social, political, ethical, health/safety, manufacturability, & sustainability constraints d) Function on multidisciplinary teams e) Identify, formulate, & solve engineering problems f) Understand professional & ethical responsibilities g) Communicate effectively h) Understand impact of engineering solutions in global, economic, environmental, & societal context i) Recognize need for & be able to engage in lifelong learning j) Know contemporary issues k) Use techniques, skills, modern tools for engineering practices	1. Objective tests 2. Essay questions tests 3. Peer tutoring based 4. Simulation based 5. Design oriented 6. Problem based 7. Experiential (project based) 8. Lab work or field work based 9. Presentation based 10. Case Studies based 11. Role-play based 12. Portfolio based	A. Questions should have: B. Definitions, Principle of operation or philosophy of concept. C. Mathematical treatment, derivations, analysis, synthesis, numerical problems with inference. D. Design oriented problems E. Trouble shooting type of questions F. Applications related questions G. Brain storming questions	



**I Year – II SEMESTER**

<b>T</b>	<b>P</b>	<b>C</b>
<b>3+1</b>	<b>0</b>	<b>3</b>

**ENGINEERING PHYSICS****UNIT-I****PHYSICAL OPTICS FOR INSTRUMENTS**

“Objective Designing an instrument and enhancing the resolution for its operation would be effective as achieved through study of applicational aspects of physical Optics”

**INTERFACE :** Introduction – Interference in thin films /by reflection – Newton’s rings.

**DIFFRACTION :** Introduction – Fraunhofer diffraction – Fraunhofer diffraction at double slit (qualitative) – Diffraction grating – Grating spectrum – Resolving power of a grating – Rayleigh’s criterion for resolving power.

**POLARIZATION :** Introduction – Types of Polarization – Double refraction – Quarter wave plate and Half Wave plate.

**UNIT-II****COHERENT OPTICS – COMMUNICATIONS AND STRUCTURE OF MATERIALS**

Objectives while lasers are trusted Non-linear coherent sources established for the fitness of instrumentation, establishing a structure property relationship for materials requires allotment of an equivalent footing in convening the physics knowledge base.

**LASERS:** Introduction – coherent sources – Characteristics of lasers – Spontaneous and Stimulated emission of radiation – Einstein’s coefficients – Population inversion – Three and Four level pumping schemes – Ruby laser – Helium Neon laser.

**FIBER OPTICS :** Introduction – Principle of Optical Fiber – Acceptance angle and acceptance cone – Numerical aperture.

**CRYSTALLOGRAPHY :** Introduction – Space lattice – Basis – Unit Cell – Lattice parameters – Bravais lattices – Crystal systems – Structures and packing fractions of SC, BCC and FCC

**X-RAY DIFFRACTION TECHNIQUES :** Directions and planes in crystals – Miller indices – Separation between successive [h k l] planes – Bragg’s law.

**UNIT-III****MAGNETIC, ELECTRIC FIELD RESPONSE OF MATERIALS & SUPERCONDUCTIVITY**

“Objective many of the Electrical or Electronic gadgets are designed basing on the response of naturally abundant and artificially made materials, while their response to E- or H- fields controls their performance.

**MAGNETIC PROPERTIES** : Magnetic permeability – Magnetization – Organ or magnetic moment – Classification of Magnetic materials – Dir, para, Ferro, anti ferro and ferri-magnetism – Hysteresis curve

**DIELECTRIC PROPERTIES** : Introduction – Dielectric constant – Electronic, ionic and orientational polarization – internal fields – Clausius – Mossotti equation – Dielectric loss, Breakdown and Strength.

**SUPERCONDUCTIVITY** : General properties – Meissner effect – Type I and Type II superconductors – BCS Theory Flux quantization London’s equations – Penetration depth – DC and AC Josephson effects – SQUIDS.

**UNIT – IV****ACOUSTICS AND EM – FIELDS:**

**Objective:** The utility and nuances of ever pervading SHM and its consequences would be the first hand-on to as it clearly conveyed through the detailed studies of Acoustics of Buildings, while vectorial concepts of EM fields paves the student to gear – up for a deeper understanding.

**ACOUSTICS:**\_\_ Sound absorption, absorption coefficient and its measurements, Reverberations time – Sabine’s formula, Eyring’s formula.

**ELECTRO-MAGNETIC FIELDS:** Gauss and stokes theorems (qualitative) – Fundamental laws of electromagnetism – Maxwell’s Electromagnetic Equations (Calculus approach).

**UNIT – V****QUANTUM MECHANICS FOR ELECTRONIC TRANSPORT**

**Objective:** The discrepancy between classical estimates and laboratory observations of physical properties exhibited by materials would be lifted out through the understanding quantum picture of sub-atomic world dominated by electron and its presence.

**QUANTUM MECHANICS:** Introduction to matter waves – Schrodinger Time Independent and Time Dependent wave equations – Particle in a box.

**FREE ELECTRON THEORY:** Classical free electron theory – electrical conductivity – Mean free path – Relaxation time and drift velocity – Quantum free electron theory – Fermi – Dirac (analytical) and its dependence on temperature – Fermi energy – density of states – derivations for current density.

**BAND THEORY OF SOLIDS:** Bloch theorem (qualitative) – Kronig – Penney model – Origin of energy band formation in solids – Classification of materials into conductors, semi – conductors & insulators – Concepts of effective mass of electron - concept of hole.

## UNIT – VI

### SEMICONDUCTOR PHYSICS:

Objective: In the wake of ever increasing demand for the space and power the watch word “small is beautiful”, understanding the physics of electronic transport as underlying mechanism for appliances would provide a knowledge base.

Introduction – Intrinsic semiconductor and carrier concentration – Equation for conductivity – Extrinsic semiconductor and carrier concentration – Drift and diffusion – Einstein’s equation – Hall Effect – direct & indirect band gap semiconductors – Electronic transport Mechanism for LEDs, Photo conductors and solar cells.

### TEXT BOOKS

1. Solid state Physics by A.J. Dekker (Mc Millan India Ltd.)
2. A text book of Engineering Physics by M.N. Avadhanulu & P.G. Kshirasagar (S. Chand publications)
3. Engineering Physics by M.R. Srinivasan (New Age international publishers)

### REFERENCE BOOKS

1. ‘Introduction to solid state physics’ by Charles Kittel (Wiley India Pvt. Ltd).
2. ‘Applied Physics’ by T. Bhimasenakaram (BSP BH Publications).
3. ‘Applied Physics’ by M.Arumugam (Anuradha Agencies).
4. ‘Engineering Physics’ by Palanisamy (Scitech Publishers).
5. ‘Engineering Physics’ by D.K.Bhattacharya (Oxford University press).
6. ‘Engineering Physics’ by Mani Naidu S (Pearson Publications).
7. ‘Engineering Physics’ by Sanjay D Jain and Girish G Sahasrabudhe (University Press).
8. ‘Engineering Physics’ by B.K.Pandey & S. Chaturvedi (Cengage Learning).

**I Year – II SEMESTER**

<b>T</b>	<b>P</b>	<b>C</b>
<b>3+1</b>	<b>0</b>	<b>3</b>

**Professional Ethics and Human Values****UNIT I : Human Values:**

Morals, Values and Ethics – Integrity – Work Ethics – Service Learning – Civic Virtue – Respect for others – Living Peacefully – Caring – Sharing – Honesty – Courage – Value time – Co-operation – Commitment – Empathy – Self-confidence – Spirituality- Character.

**UNIT II : Engineering Ethics:**

The History of Ethics-Purposes for Engineering Ethics-Engineering Ethics-Consensus and Controversy –Professional and Professionalism –Professional Roles to be played by an Engineer –Self Interest, Customs and Religion-Uses of Ethical Theories-Professional Ethics-Types of Inquiry – Engineering and Ethics-Kohlberg’s Theory – Gilligan’s Argument –Heinz’s Dilemma.

**UNIT III : Engineering as Social Experimentation:**

Comparison with Standard Experiments – Knowledge gained – Conscientiousness – Relevant Information – Learning from the Past – Engineers as Managers, Consultants, and Leaders – Accountability – Role of Codes – Codes and Experimental Nature of Engineering.

**UNIT IV : Engineers’ Responsibility for Safety and Risk:**

Safety and Risk, Concept of Safety – Types of Risks – Voluntary v/s Involuntary Risk- Short term v/s Long term Consequences- Expected Probability- Reversible Effects- Threshold Levels for Risk- Delayed v/s Immediate Risk- Safety and the Engineer – Designing for Safety – Risk-Benefit Analysis-Accidents.

**UNIT V : Engineers’ Responsibilities and Rights:**

Collegiality-Techniques for Achieving Collegiality –Two Senses of Loyalty-obligations of Loyalty-misguided Loyalty – professionalism and Loyalty-Professional Rights –Professional Responsibilities – confidential and proprietary information-Conflict of Interest-solving conflict problems – Self-interest, Customs and Religion- Ethical egoism-Collective bargaining-Confidentiality-Acceptance of Bribes/Gifts-when is a Gift and a Bribe-examples of Gifts v/s Bribes-problem solving-interests in other companies-Occupational Crimes-industrial espionage-price fixing-endangering lives-

Whistle Blowing-types of whistle blowing-when should it be attempted-preventing whistle blowing.

### **UNIT VI : Global Issues:**

Globalization- Cross-culture Issues-Environmental Ethics-Computer Ethics-computers as the instrument of Unethical behaviour-computers as the object of Unethical Acts-autonomous computers-computer codes of Ethics-Weapons Development-Ethics and Research-Analysing Ethical Problems in Research-Intellectual Property Rights.

### **Text Books:**

1. "Engineering Ethics and Human Values" by M.Govindarajan, S.Natarajan and V.S.SenthilKumar-PHI Learning Pvt. Ltd-2009.
2. "Professional Ethics and Morals" by Prof.A.R.Aryasri, Dharanikota Suyodhana-Maruthi Publications.
3. "Professional Ethics and Human Values" by A.Alavudeen, R.Kalil Rahman and M.Jayakumaran- Laxmi Publications.
4. "Professional Ethics and Human Values" by Prof.D.R.Kiran
5. "Indian Culture, Values and Professional Ethics" by PSR Murthy-BS Publication.
6. "Ethics in Engineering" by Mike W. Martin and Roland Schinzinger – Tata McGraw-Hill – 2003.
7. "Engineering Ethics" by Harris, Pritchard and Rabins, CENGAGE Learning, India Edition, 2009.

**I Year – II SEMESTER**

<b>T</b>	<b>P</b>	<b>C</b>
<b>3+1</b>	<b>0</b>	<b>3</b>

**ENGINEERING DRAWING****Objective:**

Engineering drawing being the principle method of communication for engineers, the objective to introduce the students, the techniques of constructing the various types of polygons, curves and scales. The objective is also to visualize and represent the 3D objects in 2D planes with proper dimensioning, scaling etc.

**UNIT I**

Objective: The objective is to introduce the use and the application of drawing instruments and to make the students construct the polygons, curves and various types of scales. The student will be able to understand the need to enlarge or reduce the size of objects in representing them.

Polygons, Construction of regular polygons using given length of a side; Ellipse, arcs of circles and Oblong methods; Scales – Vernier and Diagonal scales.

**UNIT II**

Objective: The objective is to introduce orthographic projections and to project the points and lines parallel to one plane and inclined to other.

Introduction to orthographic projections; projections of points; projections of straight lines parallel to both the planes; projections of straight lines – parallel to one plane and inclined to the other plane.

**UNIT III**

Objective: The objective is to make the students draw the projections of the lines inclined to both the planes.

Projections of straight lines inclined to both the planes, determination of true lengths, angle of inclinations and traces.

**UNIT IV**

Objective: The objective is to make the students draw the projections of the plane inclined to both the planes.

Projections of planes: regular planes perpendicular/parallel to one plane and inclined to the other reference plane; inclined to both the reference planes.

**UNIT V**

Objective: The objective is to make the students draw the projections of the various types of solids in different positions inclined to one of the planes.

Projections of Solids – Prisms, Pyramids, Cones and Cylinders with the axis inclined to one of the planes.

**UNIT VI**

Objective: The objective is to represent the object in 3D view through isometric views. The student will be able to represent and convert the isometric view to orthographic view and vice versa.

Conversion of isometric views to orthographic views; Conversion of orthographic views to isometric views.

**TEXT BOOKS:**

1. Engineering Drawing by N.D. Butt, Chariot Publications.
2. Engineering Drawing by K.L.Narayana & P. Kannaiah, Scitech Publishers.
3. Engineering Graphics by PI Varghese, McGrawHill Publishers.

**REFERENCE BOOKS:**

1. Engineering Graphics for Degree by K.C. John, PHI Publishers.
2. Engineering Drawing by Agarwal & Agarwal, Tata McGraw Hill Publishers.
3. Engineering Drawing + AutoCad – K Venugopal, V. Prabhu Raja, New Age.

**I Year – II SEMESTER****T P C**  
**0 3 2****ENGLISH – COMMUNICATION SKILLS LAB – II****Suggested Lab Manuals:**

**OBJECTIVE:** To impart to the learner the skills of grammar as well as communication through listening, speaking, reading, and writing including soft, that is life skills.

**ADVANCED COMMUNICATION SKILLS**

UNIT 6	Body language
UNIT 7	Dialogues
UNIT 8	Interviews and Telephonic Interviews
UNIT 9	Group Discussions
UNIT 10	Presentation Skills
UNIT 11	Debates

**Text Book:**

‘Strengthen your Communication Skills’ Part-B by Maruthi Publications

**Reference Books:**

1. INFOTECH English (Maruthi Publications).
2. Personality Development and Soft Skills (Oxford University Press, New Delhi).



**I Year – II SEMESTER**

T	P	C
0	3	2

**ENGINEERING PHYSICS LAB****List of Experiments**

1. Determination of wavelength of a source-Diffraction Grating-Normal incidence
2. Newton's rings –Radius of Curvature of Plano\_Convex Lens.
3. Determination of thickness of a thin object using parallel interference fringes.
4. Determination of Rigidity modulus of a material- Torsional Pendulum.
5. Determination of Acceleration due to Gravity and Radius of Gyration- Compound Pendulum.
6. Melde's experiment – Transverse and Longitudinal modes.
7. Verification of laws of stretched string – Sonometer.
8. Determination of velocity of sound – Volume resonator.
9. L C R Senes Resonance Circuit
10. Study of I/V Characteristics of Semiconductor diode.
11. I/V characteristics of Zener diode.
12. Thermistor characteristics – Temperature Coefficient.
13. Magnetic field along the axis of a current carrying coil – Stewart and Gee's apparatus.
14. Energy Band gap of a Semiconductor p.n junction.
15. Hall Effect for semiconductor.

**REFERENCE:**

1. Engineering Physics Lab Manual by Dr.Y. Aparna & Dr.K.Venkateswarao (V.G.S.Book links)
2. Physics practical manual, Lorven Publications.

**I Year – II SEMESTER**

T	P	C
0	2	0

**Engineering Physics  
Virtual Labs - Assignments****List of Experiments**

1. Hall Effect
2. Crystal Structure
3. Hysteresis
4. Brewster's angle
5. Magnetic Levitation / SQUID
6. Numerical Aperture of Optical fiber
7. Photoelectric Effect
8. Simple Harmonic Motion
9. Damped Harmonic Motion
10. LASER – Beam Divergence and Spot size

URL : [WWW.vlab.co.in](http://WWW.vlab.co.in)

**I Year – II SEMESTER**

<b>T</b>	<b>P</b>	<b>C</b>
<b>0</b>	<b>3</b>	<b>2</b>

**ENGINEERING WORKSHOP & IT WORKSHOP****ENGINEERING WORKSHOP:**

**Course Objective:** To impart hands-on practice on basic engineering trades and skills.

Note: At least two exercises to be done from each trade.

**Trade:****Carpentry**

1. T-Lap Joint
2. Cross Lap Joint
3. Dovetail Joint
4. Mortise and Tennon Joint

**Fitting**

1. Vee Fit
2. Square Fit
3. Half Round Fit
4. Dovetail Fit

**Black Smithy**

1. Round rod to Square
2. S-Hook
3. Round Rod to Flat Ring
4. Round Rod to Square headed bolt

**House Wiring**

1. Parallel / Series Connection of three bulbs
2. Stair Case wiring
3. Florescent Lamp Fitting
4. Measurement of Earth Resistance

**Tin Smithy**

1. Taper Tray
2. Square Box without lid
3. Open Scoop
4. Funnel

**IT WORKSHOP:**

**Objectives:** Enabling the student to understand basic hardware and software tools through practical exposure

**PC Hardware:**

Identification of basic peripherals, assembling a PC, installation of system software like MS Windows, device drivers. Troubleshooting Hardware and software \_ some tips and tricks.

**Internet & World Wide Web:**

Different ways of hooking the PC on to the internet from home and workplace and effectively usage of the internet, web browsers, email, newsgroups and discussion forums .Awareness of cyber hygiene( protecting the personal computer from getting infected with the viruses), worms and other cyber attacks .

**Productivity tools** Crafting professional word documents; excel spread sheets, power point presentations and personal web sites using the Microsoft suite of office tools

**(Note: Student should be thoroughly exposed to minimum of 12 Tasks)**

**PC Hardware****Task 1: Identification of the peripherals of a computer.**

To prepare a report containing the block diagram of the CPU along with the configuration of each peripheral and its functions. Description of various I/O Devices.

**Task 2 (Optional) :** A practice on disassembling the components of a PC and assembling them to back to working condition.

**Task 3:** Examples of Operating systems- DOS, MS Windows, Installation of MS windows on a PC.

**Task 4:** Introduction to Memory and Storage Devices , I/O Port, Device Drivers, Assemblers, Compilers, Interpreters, Linkers, Loaders.

**Task 5:****Hardware Troubleshooting (Demonstration):**

Identification of a problem and fixing a defective PC(improper assembly or defective peripherals).

**Software Troubleshooting (Demonstration):** Identification of a problem and fixing the PC for any software issues.

**Internet & Networking Infrastructure**

**Task 6:** Demonstrating Importance of Networking, Transmission Media, Networking Devices- Gateway, Routers, Hub, Bridge, NIC, Bluetooth Technology, Wireless Technology, Modem, DSL, Dialup Connection.

**Orientation & Connectivity Boot Camp and web browsing:** Students are trained to configure the network settings to connect to the Internet. They are trained to demonstrate the same through web browsing (including all tool bar options) and email access.

**Task 7: Search Engines & Netiquette:**

Students are enabled to use search engines for simple search, academic search and any other context based search (Bing, Google etc). Students are

acquainted to the principles of micro-blogging, wiki, collaboration using social networks, participating in online technology forums.

**Task 8: Cyber Hygiene (Demonstration):** Awareness of various threats on the internet. Importance of security patch updates and anti-virus solutions. Ethical Hacking, Firewalls, Multi-factor authentication techniques including Smartcard, Biometrics are also practiced.

### Word

#### **Task 9 : MS Word Orientation:**

Accessing, overview of toolbars, saving files, Using help and resources, rulers, formatting ,Drop Cap , Applying Text effects, Using Character Spacing, OLE in Word, using templates, Borders and Colors. Inserting Header and Footer, Using Date and Time option, security features in word, converting documents while saving.

**Task 10: Creating project :** Abstract Features to be covered:-Formatting Styles, Inserting table, Bullets and Numbering, Changing Text Direction, Cell alignment, Footnote, Hyperlink, Symbols, Spell Check , Track Changes, Images from files and clipart, Drawing toolbar and Word Art, Formatting Images, Textboxes and Paragraphs.

### Excel

**Task 11:** Using spread sheet features of EXCEL including the macros, formulae, pivot tables, graphical representations.

**Creating a Scheduler** - Features to be covered:- Gridlines, Format Cells, Summation, auto fill, Formatting Text.

### LOOKUP/VLOOKUP

**Task 12: Performance Analysis** - Features to be covered:- Split cells, freeze panes, group and outline, Sorting, Boolean and logical operators, Conditional formatting.

### Power Point

**Task 13:** Students will be working on basic power point utilities and tools which help them create basic power point presentation. Topic covered during this week includes :- PPT Orientation, Slide Layouts, Inserting Text, Word Art, Formatting Text, Bullets and Numbering, Auto Shapes, Lines and Arrows, Hyperlinks, Inserting –Images, Clip Art, Tables and Charts in Powerpoint.

**Task 14:** Focusing on the power and potential of Microsoft power point. Helps them learn best practices in designing and preparing power point presentation. Topic covered during this week includes: - Master Layouts (slide, template, and notes), Types of views (basic, presentation, slide slotter,

notes etc), Inserting – Background, textures, Design Templates, Hidden slides, OLE in PPT.

**TEXT BOOK:**

**Faculty to consolidate the workshop manuals using the following references**

1. Computer Fundamentals, Anita Goel, Pearson.
2. Scott Mueller's Upgrading and Repairing PCs, 18/e, Scott. Mueller, QUE, Pearson, 2008.
3. Information Technology Workshop, 3e, G Praveen Babu, M V Narayana BS Publications.
4. Comdex Information Technology , Vikas Gupta, dreamtech.

**REFERENCE BOOK:**

1. Essential Computer and IT Fundamentals for Engineering and Science Students, Dr. N.B. Venkateswarlu

## II Year – I SEMESTER

T	P	C
3+1	0	3

### METALLURGY & MATERIALS SCIENCE

#### Course Objective:

To understand the basic fundamentals of Material science and Physical metallurgy. The basic concepts to be taught will help for the improvement, proper selection and effective utilization of materials which is essential to satisfy the ever increasing demands of the society.

#### UNIT – I

**Learning Objective:** To know the basic concepts of bonds in metals and alloys. To understand the basic requirements for the formation of solid solutions and other compounds.

**Structure of Metals and Constitution of alloys:** Bonds in Solids – Metallic bond - crystallization of metals, grain and grain boundaries, effect of grain boundaries on the properties of metal / alloys – determination of grain size. Necessity of alloying, types of solid solutions, Hume Rotherys rules, intermediate alloy phases, and electron compounds.

#### UNIT –II

**Learning objectives:** To understand the regions of stability of the phases that can occur in an alloy system in order to solve the problems in practical metallurgy.

**Equilibrium Diagrams :** Experimental methods of construction of equilibrium diagrams, Isomorphous alloy systems, equilibrium cooling and heating of alloys, Lever rule, coring miscibility gaps, eutectic systems, congruent melting intermediate phases, peritectic reaction. Transformations in the solid state – allotropy, eutectoid, peritectoid reactions, phase rule, relationship between equilibrium diagrams and properties of alloys. Study of important binary phase diagrams of Cu-Ni-, Al-Cu, Bi-Cd, Cu-An, Cus-Sn and Fe-Fe<sub>3</sub>C.

#### UNIT –III

**Learning objectives:** To study the basic differences between cast irons and steels, their properties and practical applications.

**Cast Irons and Steels:** Structure and properties of White Cast iron, Malleable Cast iron, grey cast iron, Spheriodal graphite cast iron, Alloy cast irons. Classification of steels, structure and properties of plain carbon steels, Low alloy steels, Hadfield manganese steels, tool and die steels.

#### UNIT – IV

**Learning objectives:** To study the affect of various alloying elements on iron-iron carbide system. To understand the various heat treatment and strengthening processes used in practical applications.

**Heat treatment of Alloys:** Effect of alloying elements on Fe-Fe<sub>3</sub>C system, Annealing, normalizing, Hardening, TTT diagrams, tempering, Hardenability, surface - hardening methods, Age hardening treatment, Cryogenic treatment of alloys.

#### UNIT – V

**Learning objectives:** To study the properties and applications of widely used non-ferrous metals and alloys so as to use the suitable material for practical applications.

**Non-ferrous Metals and Alloys:** Structure and properties of copper and its alloys, Aluminium and its alloys, Titanium and its alloys.

#### UNIT – VI

**Learning objectives:** To study the properties and applications of ceramic, composite and other advanced materials so as to use the suitable material for practical applications.

**Ceramic and composite materials:** Crystalline ceramics, glasses, cermaets, abrasive materials, nanomaterials – definition, properties and applications of the above.

Classification of composites, various methods of component manufacture of composites, particle – reinforced materials, fiber reinforced materials, metal ceramic mixtures, metal – matrix composites and C – C composites.

#### TEXT BOOKS:

1. Introduction to Physical Metallurgy - Sidney H. Avener - McGrawHill
2. Essential of Materials science and engineering - Donald R. Askeland - Thomson.

#### REFERENCES :

1. Material Science and Metallurgy – Dr. V.D.kodgire.
2. Materials Science and engineering - Callister & Baalabrahmanyam
3. Material Science for Engineering students – Fischer – Elsevier Publishers.
4. Material science and Engineering - V. Rahghavan
5. Introduction to Material Science and Engineering – Yip-Wah Chung CRC Press.
6. Material Science and Metallurgy – A V K Suryanarayana – B S Publications.
7. Material Science and Metallurgy – U. C. Jindal – Pearson Publications



**II Year – I SEMESTER**

T	P	C
3+1	0	3

**MECHANICS OF SOLIDS****Objective:**

The students completing this course are expected to understand the basic terms like stress, strain, Poisson's ratio...etc and different stresses induced in beams, thin cylinders, thick cylinders, columns. Further, the student shall be able to understand the shear stresses in circular shafts.

**UNIT – I**

**Objective:** After studying this unit student will know the basic terms like stress, strain Poisson's ratio...etc and stresses in bars of varying cross sections, composite bars, thermal stress in members, stresses on inclined planes with analytical approach and graphical approach, strain energy under different loadings and also problem solving techniques.

**SIMPLE STRESSES & STRAINS :** Elasticity and plasticity – Types of stresses & strains–Hooke's law – stress – strain diagram for mild steel – Working stress – Factor of safety – Lateral strain, Poisson's ratio & volumetric strain – Bars of varying section – composite bars – Temperature stresses- Complex Stresses - Stresses on an inclined plane under different uniaxial and biaxial stress conditions - Principal planes and principal stresses - Mohr's circle - Relation between elastic constants, Strain energy – Resilience – Gradual, sudden, impact and shock loadings.

**UNIT – II**

**Objective:** After studying this unit student will know the construction of shear force diagrams and bending moment diagrams to the different loads for the different support arrangements and also problem solving techniques.

**SHEAR FORCE AND BENDING MOMENT :** Definition of beam – Types of beams – Concept of shear force and bending moment – S.F and B.M diagrams for cantilever, simply supported and overhanging beams subjected to point loads, u.d.l, uniformly varying loads and combination of these loads – Point of contra flexure – Relation between S.F., B.M and rate of loading at a section of a beam.

**UNIT – III**

**Objective:** After studying this unit student will know the bending and shear stress induced in the beams which are made with different cross sections like

rectangular, circular, triangular, I, T angle sections and also problem solving techniques.

**FLEXURAL STRESSES :** Theory of simple bending – Assumptions – Derivation of bending equation:  $M/I = f/y = E/R$  Neutral axis – Determination bending stresses – section modulus of rectangular and circular sections (Solid and Hollow), I,T, Angle and Channel sections – Design of simple beam sections.

**SHEAR STRESSES:** Derivation of formula – Shear stress distribution across various beams sections like rectangular, circular, triangular, I, T angle sections.

#### UNIT – IV

**Objective:** After studying this unit student will know how to finding slope and deflection for different support arrangements by Double integration method, Macaulay's method and Moment-Area and also problem solving techniques.

**DEFLECTION OF BEAMS :** Bending into a circular arc – slope, deflection and radius of curvature – Differential equation for the elastic line of a beam – Double integration and Macaulay's methods – Determination of slope and deflection for cantilever and simply supported beams subjected to point loads, - U.D.L uniformly varying load. Mohr's theorems – Moment area method – application to simple cases including overhanging beams.

**Brief explanation of Statically Indeterminate Beams and solution methods.**

#### UNIT – V

**Objective:** After studying this unit student will know how a cylinder fails, what kind of stresses induced in cylinders subjected to internal, external pressures and also problem solving techniques.

**THIN CYLINDERS:** Thin seamless cylindrical shells – Derivation of formula for longitudinal and circumferential stresses – hoop, longitudinal and Volumetric strains – changes in dia, and volume of thin cylinders – Riveted boiler shells – Thin spherical shells.

**THICK CYLINDERS:** –Lame's equation – cylinders subjected to inside & outside pressures –compound cylinders.

#### UNIT –VI

**Objective:** After studying this unit student will know shear stresses induced in circular shafts, discussing columns in stability point of view and columns with different end conditions.

**TORSION:** Introduction-Derivation- Torsion of Circular shafts- Pure Shear-Transmission of power by circular shafts, Shafts in series, Shafts in parallel.

**COLUMNS:** Buckling and Stability, Columns with Pinned ends, Columns with other support Conditions, Limitations of Euler's Formula, Rankine's Formula.

**TEXT BOOKS:**

1. Strength of materials by Bhavikatti, Lakshmi publications.
2. Solid Mechanics, by Popov.
3. Mechanics of Materials by - Ferdinand P Beer, E Russell Johnston, and John T Dewolf.

**REFERENCES :**

1. Strength of Materials -By Jindal, Umesh Publications.
2. Analysis of structures by Vazirani and Ratwani.
3. Mechanics of Structures Vol-III, by S.B.Junnarkar.
4. Strength of Materials by S.Timshenko.
5. Strength of Materials by Andrew Pytel and Ferdinond L. Singer Longman.

**II Year – I SEMESTER**

T	P	C
3+1	0	3

**THERMODYNAMICS**

**Course Objectives:** To impart the knowledge of the thermodynamic laws and principles so as to enable the student to prepare an energy audit of any mechanical system that exchange heat and work with the surroundings.

**UNIT – I**

**Objectives:** The student should be able to understand the basic concepts like thermodynamic system, its boundary and related fundamental definitions. Distinguishing between point function and path function shall be made with respect to energy, work and Heat.

**Introduction: Basic Concepts :** System, Control Volume, Surrounding, Boundaries, Universe, Types of Systems, Macroscopic and Microscopic viewpoints, Concept of Continuum, Thermodynamic Equilibrium, State, Property, Process, Cycle – Reversibility – Quasi – static Process, Irreversible Process, Causes of Irreversibility – Energy in State and in Transition, Types, Work and Heat, Point and Path function. Zeroth Law of Thermodynamics – Concept of Temperature – Principles of Thermometry –Reference Points – Const. Volume gas Thermometer – Scales of Temperature, Ideal Gas Scale – PMM I.

**UNIT II**

**Objectives:** To learn the first law of thermodynamics, which is also the energy conservation principle, and should be able to apply to different thermodynamic systems. To understand the concept of equality of temperature and the principle of operation of various temperature measuring devices. To learn the applications of steady flow energy equation to the various mechanical components.

Joule's Experiments – First law of Thermodynamics – Corollaries – First law applied to a Process – applied to a flow system – Steady Flow Energy Equation. Throttling and free expansion processes – deviations from perfect gas model – vander Waals equation of state – compressibility charts – variable specific heats – gas tables.

**UNIT – III**

**Objectives:** To understand the second law statements and the associated terms and should be able to apply the principles to heat engines. Should be able to analyse the concepts of Carnot cycle, entropy, availability and

irreversibility. Should be able to understand the use of Maxwells relations and thermodynamic functions.

Limitations of the First Law – Thermal Reservoir, Heat Engine, Heat pump, Parameters of performance, Second Law of Thermodynamics, Kelvin-Planck and Clausius Statements and their Equivalence / Corollaries, PMM of Second kind, Carnot's principle, Carnot cycle and its specialties, Thermodynamic scale of Temperature, Clausius Inequality, Entropy, Principle of Entropy Increase – Energy Equation, Availability and Irreversibility – Thermodynamic Potentials, Gibbs and Helmholtz Functions, Maxwell Relations – Elementary Treatment of the Third Law of Thermodynamics.

#### UNIT IV

**Objectives:** should understand the process of steam formation and its representation on property diagrams with various phase changes and should be able to calculate the quality of steam after its expansion in a steam turbine, with the help of standard steam tables and charts.

Pure Substances, p-V-T- surfaces, T-S and h-s diagrams, Mollier Charts, Phase Transformations – Triple point at critical state properties during change of phase, Dryness Fraction – Clausius – Clapeyron Equation Property tables. Mollier charts – Various Thermodynamic processes and energy Transfer – Steam Calorimetry.

#### UNIT – V

**Objectives:** Should be able to use Psychrometric chart and calculate various psychrometric properties of air.

Mixtures of perfect Gases – Mole Fraction, Mass fraction Gravimetric and volumetric Analysis – Dalton's Law of partial pressure, Avogadro's Laws of additive volumes – Mole fraction, Volume fraction and partial pressure, Equivalent Gas const. And Molecular Internal Energy, Enthalpy, sp. Heats and Entropy of Mixture of perfect Gases and Vapour, Atmospheric air - Psychrometric Properties – Dry bulb Temperature, Wet Bulb Temperature, Dew point Temperature, Thermodynamic Wet Bulb Temperature, Specific Humidity, Relative Humidity, saturated Air, Vapour pressure, Degree of saturation – Adiabatic Saturation, Carrier's Equation – Psychrometric chart.

#### UNIT - VI

**Objectives:** To understand the concept of air standard cycles and should be able to calculate the efficiency and performance parameters of the systems that use these cycles.

**Power Cycles :** Otto, Diesel, Dual Combustion cycles, Sterling Cycle, Atkinson Cycle, Ericsson Cycle, Lenoir Cycle – Description and

representation on P–V and T-S diagram, Thermal Efficiency, Mean Effective Pressures on Air standard basis – comparison of Cycles.

**Refrigeration Cycles :** Brayton and Rankine cycles – Performance Evaluation – combined cycles, Bell- Coleman cycle, Vapour compression cycle-performance Evaluation.

#### TEXT BOOKS :

1. Engineering Thermodynamics , PK Nag 4<sup>th</sup> Edn , TMH.
2. Thermodynamics – An Engineering Approach with student resources DVD – Y.A.Cengel & M.A.Boles , 7<sup>th</sup> Edn - McGrawHill

#### REFERENCES :

1. Engineering Thermodynamics – Jones & Dugan PHI
2. Thermodynamics – J.P.Holman , McGrawHill
3. Basic Engineering Thermodynamics – A.Venkatesh – Universities press.
4. An Introduction to Thermodynamics - Y.V.C.Rao – Universities press.
5. Thermodynamics – W.Z.Black & J.G.Hartley, 3<sup>rd</sup> Edn Pearson Publ.
6. Engineering Thermodynamics – D.P.Misra, Cengage Publ.
7. Engineering Thermodynamics – P.Chattopadhyay – Oxford Higher Edn Publ.

**II Year – I SEMESTER**

T	P	C
3+1	0	3

**MANAGERIAL ECONOMICS AND FINANCIAL ANALYSIS****Unit – I:**

(\*The Learning objective of this Unit is to understand the concept and nature of Managerial Economics and its relationship with other disciplines, Concept of Demand and Demand forecasting)

**Introduction to Managerial Economics and demand Analysis:**

Definition of Managerial Economics and Scope-Managerial Economics and its relation with other subjects-Concepts of Demand-Types-Determinants-Law of Demand its Exception-Elasticity of Demand-Types and Measurement-Demand forecasting and its Methods.

(\*The Learner is equipped with the knowledge of estimating the Demand for a product and the relationship between Price and Demand)

**Unit – II:**

(\*The Learning objective of this Unit is to understand the concept of Production function, Input Output relationship, different Cost Concepts and Concept of Cost-Volume-Profit Analysis)

**Production and Cost Analyses:**

Production function-Isoquants and Isocosts-Law of Variable proportions-Cobb-Douglas Production function-Economics of Sale-Cost Concepts-Opportunity Cost-Fixed vs Variable Costs-Explicit Costs vs Implicit Costs-Out of Pocket Costs vs Imputed Costs-Cost Volume Profit analysis-Determination of Break-Even Point (Simple Problem).

(\*One should understand the Cost Concepts for decision making and to estimate the least cost combination of inputs).

**Unit – III:**

(\*The Learning Objective of this Unit is to understand the Nature of Competition, Characteristics of Pricing in the different market structure and significance of various pricing methods).

**Introduction to Markets, Theories of the Firm & Pricing Policies:**

Market Structures: Perfect Competition, Monopoly and Monopolistic and Oligopoly – Features – Price, Output Determination – Managerial Theories of firm: Maris and Williamson's models – Methods of Pricing: Limit Pricing, Market Skimming Pricing, Internet Pricing: Flat Rate Pricing, Usage sensitive, Transaction based pricing, Priority Pricing.

(\*\* One has to understand the nature of different markets and Price Output determination under various market conditions)

#### **Unit – IV:**

(\***The Learning objective of this Unit is to know the different forms of Business organization and their Merits and Demerits both public & private Enterprises and the concepts of Business Cycles**)

#### **Types of Business Organization and Business Cycles:**

Features and Evaluation of Sole Trader – Partnership – Joint Stock Company – State/Public Enterprises and their forms – Business Cycles – Meaning and Features – Phases of Business Cycle.

(\*\*One should equipped with the knowledge of different Business Units)

#### **Unit – V:**

(\***The Learning objective of this Unit is to understand the different Accounting Systems preparation of Financial Statements and uses of different tools for performance evaluation**).

#### **Introduction to Accounting & Financing Analysis:**

Introduction to Double Entry Systems – Preparation of Financial Statements-Analysis and Interpretation of Financial Statements-Ratio Analysis – Preparation of Funds flow cash flow statements (Simple Problems).

(\*\*The Learner is able to prepare Financial Statements and the usage of various Accounting tools for Analysis).

#### **Unit – VI:**

(\*The Learning objective of this Unit is to understand the concept of Capital, Capitalization, Capital Budgeting and to know the techniques used to evaluate Capital Budgeting proposals by using different methods).

**Capital and Capital Budgeting:** Capital Budgeting: Meaning of Capital-Capitalization-Meaning of Capital Budgeting-Need for Capital Budgeting-Techniques of Capital Budgeting-Traditional and Modern Methods.

(\*\*The Learner is able to evaluate various investment project proposals with the help of capital budgeting techniques for decision making).

Note: \*Learning Objective

\*\* Learning Assessment

#### **TEXT BOOKS**

1. Dr. N. Appa Rao, Dr. P. Vijay Kumar: 'Managerial Economics and Financial Analysis', Cengage Publications, New Delhi – 2011



2. Dr. A. R. Aryasri – Managerial Economics and Financial Analysis, TMH 2011
3. Prof. J.V.Prabhakara rao, Prof. P. Venkatarao. ‘Managerial Economics and Financial Analysis’, Ravindra Publication.

**REFERENCES:**

1. V. Maheswari : Managerial Economics, Sultan Chand.
2. Suma Damodaran : Managerial Economics, Oxford 2011.
3. Dr. B. Kuberudu and Dr. T. V. Ramana : Managerial Economics & Financial Analysis, Himalaya Publishing House 2011.
4. Vanitha Agarwal : Managerial Economics, Pearson Publications 2011.
5. Sanjay Dhameja : Financial Accounting for Managers, Pearson.
6. Maheswari : Financial Accounting, Vikas Publications.
7. S. A. Siddiqui & A. S. Siddiqui : Managerial Economics and Financial Analysis, New Age International Publishers, 2012.

**II Year – I SEMESTER**

T	P	C
3+1	0	3

**BASIC ELECTRICAL AND ELECTRONICS ENGINEERING****Preamble:**

This course covers the topics related to analysis of various electrical circuits, operation of various electrical machines, various electronic components to perform well in their respective fields.

**Learning Objectives:**

- i. To learn the basic principles of electrical law's and analysis of networks.
- ii. To understand the principle of operation and construction details of DC machines.
- iii. To understand the principle of operation and construction details of transformer.
- iv. To understand the principle of operation and construction details of alternator and 3-Phase induction motor.
- v. To study the operation of PN junction diode, half wave, full wave rectifiers and OP-AMPs.
- vi. To learn the operation of PNP and NPN transistors and various amplifiers.

**UNIT - I**

**ELECTRICAL CIRCUITS:** Basic definitions, Types of network elements, Ohm's Law, Kirchoff's Laws, inductive networks, capacitive networks, series, parallel circuits and star-delta and delta-star transformations.

**UNIT - II**

**DC MACHINES :** Principle of operation of DC generator – emf equation - types – DC motor types –torque equation – applications – three point starter, swinburn's Test, speed control methods.

**UNIT - III**

**TRANSFORMERS:** Principle of operation of single phase transformers – e.m.f equation – losses –efficiency and regulation.

**UNIT - IV**

**AC MACHINES:** Principle of operation of alternators – regulation by

synchronous impedance method –principle of operation of 3-Phase induction motor – slip-torque characteristics - efficiency – applications.

## UNIT V

**RECTIFIERS & LINEAR ICs:** PN junction diodes, diode applications (Half wave and bridge rectifiers). Characteristics of operation amplifiers (OP-AMP) - application of OP-AMPs (inverting, non inverting, integrator and differentiator).

## UNIT VI

**TRANSISTORS:** PNP and NPN junction transistor, transistor as an amplifier, single stage CE Amplifier, frequency response of CE amplifier, concepts of feedback amplifier.

### Outcomes:

- i. Able to analyse the various electrical networks.
- ii. Able to understand the operation of DC generators,3-point starter and conduct the Swinburne's Test.
- iii. Able to analyse the performance of transformer.
- iv. Able to explain the operation of 3-phase alternator and 3-phase induction motors.
- v. Able to analyse the operation of half wave, full wave rectifiers and OP-AMPs.
- vi. Able to explain the single stage CE amplifier and concept of feedback amplifier.

### TEXT BOOKS:

1. Electronic Devices and Circuits, R.L. Boylestad and Louis Nashelsky, 9<sup>th</sup> edition, PEI/PHI 2006.
2. Electrical Technology by Surinder Pal Bali, Pearson Publications.
3. Electrical Circuit Theory and Technology by John Bird, Routledge Taylor & Francis Group

### REFERENCE BOOKS:

1. Basic Electrical Engineering by M.S.Naidu and S.Kamakshiah, TMH Publications.
2. Fundamentals of Electrical Engineering by Rajendra Prasad, PHI Publications, 2<sup>nd</sup> edition.
3. Basic Electrical Engineering by Nagsarkar, Sukhija, Oxford Publications, 2<sup>nd</sup> edition.
4. Industrial Electronics by G.K. Mittal, PHI.

**II Year – I SEMESTER**

T	P	C
3+1	0	3

**COMPUTER AIDED ENGINEERING DRAWING PRACTICE****Course Objective:**

To enhance the student's knowledge and skills in engineering drawing and to introduce drafting packages and commands for computer aided drawing and modeling.

**Unit-I:**

**Objective:** The knowledge of projections of solids is essential in 3D modeling and animation. The student will be able to draw projections of solids. The objective is to enhance the skills they already acquired in their earlier course in drawing of projection and sections of solids.

**PROJECTIONS OF PLANES & SOLIDS :** Projections of Regular Solids inclined to both planes – Auxiliary Views. Sections and Sectional views of Right Regular Solids – Prism, Cylinder, Pyramid, Cone – Auxiliary views.

**Unit-II:**

The knowledge of development of surfaces of solids is required in designing and manufacturing of the objects. Whenever two or more solids combine, a definite curve is seen at their intersection. The intersection of solids also plays an important role in designing and manufacturing. The objective is to impart this knowledge through this topic.

**DEVELOPMENT AND INTERPENETRATION OF SOLIDS:** Development of Surfaces of Right Regular Solids – Prisms, Cylinder, Pyramid Cone and their parts.

Interpenetration of Right Regular Solids – Intersection of Cylinder Vs Cylinder, Cylinder Vs Prism, Cylinder Vs Cone.

**Unit-III:**

Isometric projections provide a pictorial view with a real appearance. Perspective views provides a realistic 3D View of an object. The objective is to make the students learn the methods of Iso and Perspective views.

**ISOMETRIC PROJECTIONS :** Principles of Isometric Projection – Isometric Scale – Isometric Views – Conventions – Isometric Views of Lines, Plane Figures, Simple and Compound Solids – Isometric Projection of objects having non- isometric lines. Isometric Projection of Spherical Parts. Transformation of Projections : Conversion of Isometric Views to Orthographic Views – Conventions.

**PERSPECTIVE PROJECTIONS:** Perspective View: Points, Lines, Plane Figures and Simple Solids, Vanishing Point Methods(General Method only).

**In part B computer aided drafting is introduced.**

#### **Unit IV:**

The objective is to introduce various commands in AutoCAD to draw the geometric entities and to create 2D and 3D wire frame models.

Introduction to Computer aided Drafting: Generation of points, lines, curves, polygons, dimensioning. Types of modeling : object selection commands – edit, zoom, cross hatching, pattern filling, utility commands, 2D wire frame modeling, 3D wire frame modeling.

#### **Unit V:**

By going through this topic the student will be able to understand the paper-space environment thoroughly. View points and view ports: view point coordinates and view (s) displayed, examples to exercise different options like save, restore, delete, joint, single option.

#### **Unit VI:**

The objective is to make the students create geometrical model of simple solids and machine parts and display the same as an Isometric, Orthographic or Perspective projection.

Computer aided Solid Modeling: Isometric projections, orthographic projections of isometric projections ,Modeling of simple solids, Modeling of Machines & Machine Parts.

#### **TEXT BOOKS :**

1. Engineering Graphics, K.C. john, PHI Publications
2. Engineering drawing by N.D Bhatt , Charotar publications.

**REFERENCES:**

1. Mastering Auto CAD 2013 and Auto CAD LT 2013 – George Omura, Sybex.
2. Auto CAD 2013 fundamentals- Elisemoss, SDC Publ.
3. Engineering Drawing and Graphics using Auto Cad – T Jeyapoovan, vikas.
4. Engineering Drawing + Auto CAD – K Venugopal, V. Prabhu Raja, New Age.
5. Engineering Drawing – RK Dhawan, S Chand
6. Engineering Drawing – MB Shaw, BC Rana, Pearson
7. Engineering Drawing – KL Narayana, P Kannaiah, Scitech
8. Engineering Drawing – Agarwal and Agarwal, Mc Graw Hill
9. Engineering Graphics – PI Varghese, Mc Graw Hill.
10. Text book of Engineering Drawing with auto-CAD, K.venkata reddy / B.S. publications.

**II Year – I SEMESTER**

<b>T</b>	<b>P</b>	<b>C</b>
<b>0</b>	<b>3</b>	<b>2</b>

**BASIC ELECTRICAL & ELECTRONICS Engg. LAB****Section A: Electrical Engineering:**

The following experiments are required to be conducted as compulsory experiments:

1. Swinburne's test on D.C. Shunt machine (Predetermination of efficiency of a given D.C. Shunt machine working as motor and generator).
2. OC and SC tests on single phase transformer (Predetermination of efficiency and regulation at given power factors).
3. Brake test on 3-phase Induction motor (Determination of performance characteristics).
4. Regulation of alternator by Synchronous impedance method.
5. Speed control of D.C. Shunt motor by
  - a) Armature Voltage control
  - b) Field flux control method
6. Brake test on D.C. Shunt Motor.

**Section B: Electronics Engineering:**

1. PN junction Diode characteristics A. Forward bias, B. Reverse bias. (Cut in voltage & Resistance calculations)
2. Transistor CE Characteristics (Input and Output).
3. Full wave Rectifier with and without filters.
4. CE Amplifiers.
5. RC Phase Shift Oscillator.
6. Class A Power Amplifier.

**II Year – I SEMESTER****T P C**  
**0 3 2****MECHANICS OF SOLIDS & METALLURGY LAB****Course Objective:**

To impart practical exposure on the microstructures of various materials and their hardness evaluation. Also to impart practical knowledge on the evaluation of material properties through various destructive testing procedures.

**NOTE :** Any 6 experiments from each section A and B.

**(A) MECHANICS OF SOLIDS LAB :**

1. Direct tension test
2. Bending test on
  - a) Simple supported
  - b) Cantilever beam
3. Torsion test
4. Hardness test
  - a) Brinells hardness test
  - b) Rockwell hardness test
5. Test on springs
6. Compression test on cube
7. Impact test
8. Punch shear test

**(B) METALLURGY LAB :**

1. Preparation and study of the Micro Structure of pure metals like Iron, Cu and Al.
2. Preparation and study of the Microstructure of Mild steels, low carbon steels, high – C steels.
3. Study of the Micro Structures of Cast Irons.
4. Study of the Micro Structures of Non-Ferrous alloys.
5. Study of the Micro structures of Heat treated steels.
6. Hardeneability of steels by Jominy End Quench Test.
7. To find out the hardness of various treated and untreated steels.



**II Year – II SEMESTER**

<b>T</b>	<b>P</b>	<b>C</b>
<b>3+1</b>	<b>0</b>	<b>3</b>

**KINEMATICS OF MACHINERY****Objective:**

The students completing this course are expected to understand the nature and role of the kinematics of machinery, the mechanisms and machines. The course includes velocity and acceleration diagrams, analysis of mechanisms joints, Cams and their applications. It exposes the students to various kinds of power transmission devices like belt, rope, chain and gear drives and their working principles and their merits and demerits.

**UNIT – I**

**Objective:** The objective of this unit is to make student understand the purpose of kinematics, Kinematic joint and mechanism and to study the relative motion of parts in a machine without taking into consideration the forces involved.

**MECHANISMS :** Elements or Links – Classification – Rigid Link, flexible and fluid link – Types of kinematic pairs – sliding, turning, rolling, screw and spherical pairs – lower and higher pairs – closed and open pairs – constrained motion – completely, partially or successfully constrained and incompletely constrained . Kutzbach's criteria , Grashoff's law , Degrees of freedom, Kutzbach criterion for planar mechanisms, Mechanism and machines – classification of machines – kinematic chain – inversion of mechanism – inversion of mechanism – inversions of quadric cycle, chain – single and double slider crank chains.

**UNIT – II**

**Objective:** The objective of this unit is to make student understand various mechanisms for straight line motion and their applications including steering mechanism.

**LOWER PAIR MECHANISM:** Exact and approximate copiers and generated types – Peaucellier, Hart and Scott Russel – Grasshopper – Watt T. Chebicheff and Robert Mechanisms and straight line motion, Pantograph. Conditions for correct steering – Davis Steering gear, Ackermans steering gear – velocity ratio; Hooke's Joint: Single and double – Universal coupling–application–problems.

**UNIT – III**

**Objective :** The objective of this unit is to make student understand the velocity and acceleration concepts and the methodology using graphical

methods and principles and application of four bar chain. To understand the application of slider crank mechanism etc. and study of plane motion of the body.

**KINEMATICS:** Velocity and acceleration – Motion of a link in machine – Determination of Velocity and acceleration diagrams – Graphical method – Application of relative velocity method four bar chain. Velocity and acceleration analysis of for a given mechanism, Kleins construction, Coriolis acceleration, determination of Coriolis component of acceleration.

Plane motion of body: Instantaneous center of rotation, centroids and axodes – relative motion between two bodies – Three centres in line theorem – Graphical determination of instantaneous centre, diagrams for simple mechanisms and determination of angular velocity of points and links.

#### **UNIT – IV**

**Objective** The objective of this unit is to make student understand the theories involved in cams. Further the students are exposed to the applications of cams and their working principles.

##### **CAMS**

Definitions of cam and followers – their uses – Types of followers and cams – Terminology –Types of follower motion: Uniform velocity, Simple harmonic motion and uniform acceleration and retardation. Maximum velocity and maximum acceleration during outward and return strokes in the above 3 cases. Analysis of motion of followers: Roller follower – circular cam with straight, concave and convex flanks.

#### **UNIT – V**

**Objective:** The objective of this unit is to make student understand gears, power transmission through different types of gears including gear profiles and its efficiency.

**Gears:** Higher pairs, friction wheels and toothed gears–types – law of gearing, condition for constant velocity ratio for transmission of motion, Form of teeth: cycloidal and involute profiles. Velocity of sliding – phenomena of interferences – Methods of interference. Condition for minimum number of teeth to avoid interference, expressions for arc of contact and path of contact – Introduction to Helical, Bevel and worm gearing.

#### **UNIT – VI**

**Objective:** The objective of this unit is to make student understand various power transmission mechanisms and methodologies and working principles. Students are exposed to merits and demerits of each drive. Power Transmissions : Introduction, Belt and rope drives, selection of belt drive-

types of belt drives, V-belts, materials used for belt and rope drives, velocity ratio of belt drives, slip of belt, creep of belt, tensions for flat belt drive, angle of contact, centrifugal tension, maximum tension of belt, Chains- length, angular speed ratio, classification of chains.

Introduction to gear Trains, Train value, Types – Simple and reverted wheel train – Epicyclic gear Train. Methods of finding train value or velocity ratio – Epicyclic gear trains. Selection of gear box-Differential gear for an automobile.

**TEXT BOOKS:**

1. Mechanism and Machine Theory by Ashok G. Ambekar, PHI Publishers.
2. Theory of Machines – S. S Rattan- TMH .
3. Theory of machines and Mechanisms – J.J Uicker, G.R.Pennock & J.E. Shigley - Oxford publishers.

**REFERENCES:**

1. Theory of Machines Sadhu Singh Pearsons Edn
2. Theory of machines and Machinery /Vickers /Oxford .
3. Theory of Machines by Thomas Bevan/ CBS
4. Kinematics of Machinery through Hyper Works – J.S. Rao – Springer Publ.
5. Theory of Mechanisms and machines – A.Ghosh & A.K.Malik – East West Press Pvt. Ltd.

**II Year – II SEMESTER**

T	P	C
3+1	0	3

**THERMAL ENGINEERING – I****UNIT – I**

**Objectives:** To make the student learn and understand the reasons and affects of various losses that occur in the actual engine operation.

**Actual Cycles and their Analysis:** Introduction, Comparison of Air Standard and Actual Cycles, Time Loss Factor, Heat Loss Factor, Exhaust Blowdown-Loss due to Gas exchange process, Volumetric Efficiency. Loss due to Rubbing Friction, Actual and Fuel-Air Cycles of CI Engines.

**UNIT – II**

**Objectives:** To familiarize the student with the various engine systems along with their function and necessity.

**I. C. ENGINES :** Classification - Working principles, Valve and Port Timing Diagrams, - Engine systems – Fuel, Carburetor, Fuel Injection System, Ignition, Cooling and Lubrication, principle of wankle engine, principles of supercharging and turbocharging.

**UNIT – III**

**Objectives:** To learn about normal combustion phenomenon and knocking in S.I. and C.I. Engines and to find the several engine operating parameters that affect the smooth engine operation.

**Combustion in S.I. Engines :** Normal Combustion and abnormal combustion – Importance of flame speed and effect of engine variables – Type of Abnormal combustion, pre-ignition and knocking (explanation of) – Fuel requirements and fuel rating, anti knock additives – combustion chamber – requirements, types.

**Combustion in C.I. Engines :** Four stages of combustion – Delay period and its importance – Effect of engine variables – Diesel Knock– Need for air movement, suction, compression and combustion induced turbulence – open and divided combustion chambers and nozzles used – fuel requirements and fuel rating.

**UNIT – IV**

**Objectives:** To make the student learn to perform testing on S.I and C.I Engines for the calculations of performance and emission parameters.

**Measurement, Testing and Performance :** Parameters of performance - measurement of cylinder pressure, fuel consumption, air intake, exhaust gas

composition, Brake power – Determination of frictional losses and indicated power – Performance test – Heat balance sheet and chart.

## UNIT – V

**Objectives: To make students learn about different types of compressors and to calculate power and efficiency of reciprocating compressors.**

**COMPRESSORS** – Classification – positive displacement and roto dynamic machinery – Power producing and power absorbing machines, fan, blower and compressor – positive displacement and dynamic types – reciprocating and rotary types.

**Reciprocating** : Principle of operation, work required, Isothermal efficiency volumetric efficiency and effect of clearance, stage compression, undercooling, saving of work, minimum work condition for stage compression.

## UNIT VI

**Objectives : To make students learn mechanical details, and to calculate power and efficiency of rotary compressors**

**Rotary (Positive displacement type)** : Roots Blower, vane sealed compressor, Lysholm compressor – mechanical details and principle of working – efficiency considerations.

**Dynamic Compressors:** Centrifugal compressors: Mechanical details and principle of operation – velocity and pressure variation. Energy transfer-impeller blade shape-losses, slip factor, power input factor, pressure coefficient and adiabatic coefficient – velocity diagrams – power.

**Axial Flow Compressors:** Mechanical details and principle of operation – velocity triangles and energy transfer per stage degree of reaction, work done factor - isentropic efficiency- pressure rise calculations – Polytropic efficiency.

### TEXT BOOKS :

1. I.C. Engines / V. GANESAN- TMH
2. Heat engines, vasandani & Kumar publications Thermal

### REFERENCES :

1. IC Engines – M.L. Mathur & R.P. Sharma – Dhanpath Rai & Sons.
2. I.C. Engines – Applied Thermosciences – C.R. Ferguson & A.T. Kirkpatrick-2<sup>nd</sup> Edition-Wiley Publ.
3. I.C. Engines - J.B. Heywood /Mc Graw Hill.
4. Thermal Engineering – R.S.Khurmi & J.S.Gupta- S.Chand Publ.

**II Year – II SEMESTER**

T	P	C
3+1	0	3

**PRODUCTION TECHNOLOGY****Course Objective:**

To impart basic knowledge and understanding about the primary manufacturing processes such as casting, joining, forming and powder metallurgy and their relevance in current manufacturing industry; To introduce processing methods of plastics.

**UNIT – I**

**Objective: To make the students understand fundamentals of casting**

**CASTING :** Steps involved in making a casting – Advantage of casting and its applications. – Patterns and Pattern making – Types of patterns – Materials used for patterns, pattern allowances and their construction, Principles of Gating, Gating ratio and design of Gating systems

**UNIT – II**

**Objective: To provide insight into sand casting and introduce other casting processes**

Methods of melting and types of furnaces, Solidification of castings, Solidification of pure metals and alloys, short & long freezing range alloys. Risers – Types, function and design, casting design considerations, Basic principles and applications of Centrifugal casting, Die casting and Investment casting.

**UNIT – III**

**Objective: To impart fundamentals of gas welding and arc welding**

**Welding :** Classification of welding processes, types of welded joints and their

characteristics, Gas welding, Different types of flames and uses, Oxy – Acetylene Gas cutting.

Basic principles of Arc welding, Manual metal arc welding, Sub merged arc welding, Inert Gas welding- TIG & MIG welding.

**UNIT – IV**

**Objective: To teach principles of advanced welding processes and their applications**

Resistance welding, Solid state welding processes- Friction welding, Friction stir welding, Forge welding, Explosive welding; Thermit welding, Plasma welding, Laser welding, electron beam welding, Soldering & Brazing.

Heat affected zones in welding; pre & post heating, Weldability of metals, welding defects – causes and remedies – destructive and nondestructive testing of welds, Design of welded joints.

## UNIT – V

### **Objective: To impart knowledge on bulk forming processes**

Plastic deformation in metals and alloys, Hot working and Cold working, Strain hardening and Annealing.

Bulk forming processes: Forging - Types Forging, Smith forging, Drop Forging, Roll forging, Forging hammers, Rotary forging, forging defects; Rolling – fundamentals, types of rolling mills and products, Forces in rolling and power requirements. Extrusion and its characteristics. Types of extrusion, Impact extrusion, Hydrostatic extrusion; Wire drawing and Tube drawing.

Introduction to powder metallurgy – compaction and sintering, advantages and applications

## UNIT – VI

### **Objective: To provide understanding of various sheet metal forming and processing of plastics.**

Sheet metal forming - Blanking and piercing, Forces and power requirement in these operations,

Deep drawing, Stretch forming, Bending, Springback and its remedies, Coining, Spinning, Types of presses and press tools.

Processing of Plastics: Types of Plastics, Properties, Applications and their processing methods,

Blow and Injection molding.

## TEXT BOOKS:

1. Manufacturing Processes for Engineering Materials - Kalpakjian S and Steven R Schmid- Pearson Publ , 5<sup>th</sup> Edn.
2. Manufacturing Technology -Vol I- P.N. Rao- TMH
3. Fundamentals of Modern Manufacturing - Mikell P Groover- Wiley publ – 3<sup>rd</sup> Edition.

## REFERENCES :

1. Manufacturing Science – A.Ghosh & A.K.Malik – East West Press Pvt. Ltd.
2. Process and materials of manufacture- Lindberg- PHI
3. Production Technology- R.K. Jain- Khanna
4. Production Technology-P C Sharma-S. Chand
5. Manufacturing Processes- H.S. Shaun- Pearson
6. Manufacturing Processes- J.P. Kaushish- PHI

## II Year – II SEMESTER

T	P	C
3+1	0	3

## FLUID MECHANICS &amp; HYDRAULIC MACHINES

**Objective:**

The students completing this course are expected to understand the properties of fluids, its kinematic and dynamic behavior through various laws of fluids like continuity, Euler's, Bernoulli's equations, energy and momentum equations. Further, the student shall be able to understand the theory of boundary layer, working and performance characteristics of various hydraulic machines like pumps and turbines.

**UNIT I**

**Objective:** After studying this unit student will know the concept of fluid and its properties, manometry, hydrostatic forces acting on different surfaces and also problem solving techniques.

**Fluid statics:** Dimensions and units: physical properties of fluids-specific gravity, viscosity and its significance, surface tension, capillarity, vapor pressure. Atmospheric gauge and vacuum pressure – measurement of pressure. Manometers- Piezometer, U-tube, inverted and differential manometers. Pascal's law, hydrostatic law.

Buoyancy and floatation: Meta center, stability of floating body. Submerged bodies. Calculation of metacenter height. Stability analysis and applications.

**UNIT II**

**Objective:** *In this unit student will be exposed to the basic laws of fluids, flow patterns, viscous flow through ducts and their corresponding problems.*

**Fluid kinematics:** Introduction, flow types. Equation of continuity for one dimensional flow. circulation and vorticity. Stream line, path line and streak lines and stream tube. Stream function and velocity potential function, differences and relation between them. Condition for irrotational flow, flow net, source and sink, doublet and vortex flow.

**Fluid dynamics:** surface and body forces –Euler's and Bernoulli's equations for flow along a stream line, momentum equation and its applications, force on pipe bend.

Closed conduit flow: Reynold's experiment- Darcy Weisbach equation- Minor losses in pipes- pipes in series and pipes in parallel- total energy line- hydraulic gradient line.



### UNIT III

**Objective:** At the end of this unit student will be aware of the concepts related to boundary layer theory, flow separation, basic concepts of velocity profiles, dimensionless numbers and dimensional analysis.

**Boundary Layer Theory:** Introduction, momentum integral equation, displacement, momentum and energy thickness, separation of boundary layer, control of flow separation, Stream lined body, Bluff body and its applications, basic concepts of velocity profiles.

**Dimensional Analysis:** Similitude and modeling – Dimensionless numbers

### UNIT IV

**Objective:** In this unit student will know the hydrodynamic forces acting on vanes and their performance evaluation.

**Basics of turbo machinery:** hydrodynamic force of jets on stationary and moving flat, inclined, and curved vanes, jet striking centrally and at tip, velocity diagrams, work done and efficiency, flow over radial vanes.

### UNIT V

**Objective:** At the end of this unit student will be aware of the importance, function and performance of hydro machinery.

**Centrifugal pumps:** Classification, working, work done – manometric head-losses and efficiencies- specific speed- pumps in series and parallel-performance characteristic curves, cavitation & NPSH.

**Reciprocating pumps:** Working, Discharge, slip, indicator diagrams.

### UNIT VI

**Objective:** After studying this unit student will be in a position to evaluate the performance characteristics of hydraulic turbines. Also a little knowledge on hydraulic systems and fluidics is imparted to the student.

**Hydraulic Turbines:** classification of turbines, impulse and reaction turbines, Pelton wheel, Francis turbine and Kaplan turbine-working proportions, work done, efficiencies, hydraulic design –draft tube- theory-functions and efficiency.

**Performance of hydraulic turbines:** Geometric similarity, Unit and specific quantities, characteristic curves, governing of turbines, selection of type of turbine, cavitation, surge tank, water hammer. Hydraulic systems-hydraulic ram, hydraulic lift, hydraulic coupling. Fluidics – amplifiers, sensors and oscillators. Advantages, limitations and applications.

**TEXT BOOKS:**

1. Hydraulics, fluid mechanics and Hydraulic machinery MODI and SETH.
2. Fluid Mechanics and Hydraulic Machines by Rajput.

**REFERENCE BOOKS:**

1. Fluid Mechanics and Fluid Power Engineering by D.S. Kumar, Kotaria & Sons.
2. Fluid Mechanics and Machinery by D. Rama Durgaiyah, New Age International.
3. Hydraulic Machines by Banga & Sharma, Khanna Publishers.
4. Instrumentation for Engineering Measurements by James W. Dally, William E. Riley, John Wiley & Sons Inc. 2004 (Chapter 12 – Fluid Flow Measurements)
5. Fluid Mechanics and Hydraulic Machines by Domkundwar & Domkundwar, Dhanpatrai & Co.

**II Year – II SEMESTER****T P C**  
**3+1 0 3****MACHINE DRAWING****Course Objective:**

The student will acquire a knowledge of fastening arrangements such as welding, riveting the different styles of attachment for shaft. The student also is enabled to prepare the assembly of various machine or engine components and miscellaneous machine components.

**Machine Drawing Conventions :**

Need for drawing conventions – introduction to IS conventions

- Conventional representation of materials, common machine elements and parts such as screws, nuts, bolts, keys, gears, webs, ribs.
- Types of sections – selection of section planes and drawing of sections and auxiliary sectional views. Parts not usually sectioned.
- Methods of dimensioning, general rules for sizes and placement of dimensions for holes, centers, curved and tapered features.
- Title boxes, their size, location and details - common abbreviations & their liberal usage.
- Types of Drawings – working drawings for machine parts.

**I. Drawing of Machine Elements and simple parts**

**Objective:** To provide basic understanding and drawing practice of various joint, simple mechanical parts Selection of Views, additional views for the following machine elements and parts with every drawing proportions.

- Popular forms of Screw threads, bolts, nuts, stud bolts, tap bolts, set screws.
- Keys, cottered joints and knuckle joint.
- Riveted joints for plates
- Shaft coupling, spigot and socket pipe joint.
- Journal, pivot and collar and foot step bearings.

**II. Assembly Drawings:**

**Objective:** The student will be able to draw the assembly from the individual part drawing.

Drawings of assembled views for the part drawings of the following using conventions and easy drawing proportions.

- a) Engine parts – stuffing boxes, cross heads, Eccentrics, Petrol Engine connecting rod, piston assembly.
- b) Other machine parts - Screws jacks, Machine Vices Plummer block, Tailstock.
- c) Valves : Steam stop valve, spring loaded safety valve, feed check valve and air cock.

**NOTE :** First angle projection to be adopted. The student should be able to provide working drawings of actual parts.

**TEXT BOOKS:**

1. Machine Drawing – Dhawan, S.Chand Publications
2. Machine Drawing –K.L. Narayana, P.Kannaiah & K. Venkata Reddy / New Age/ Publishers.

**REFERENCES:**

1. Machine Drawing – N.Siddeswar, K.Kannaiah & V.V.S.Sastry - TMH
2. Machine Drawing – P.S.Gill,
3. Machine Drawing – Luzzader
4. Machine Drawing – Rajput
5. Machine Drawing – N.D. Junnarkar, Pearson
6. Machine Drawing – Ajeeth Singh, McGraw Hill
7. Machine Drawing – KC John, PHI
8. Machine Drawing – B Battacharya, Oxford
9. Machine Drawing – Gowtham and Gowtham, Pearson

**II Year – II SEMESTER**

<b>T</b>	<b>P</b>	<b>C</b>
<b>0</b>	<b>3</b>	<b>2</b>

**FLUID MECHANICS & HYDRAULIC MACHINERY LAB**

**Course Objective: To impart practical exposure on the performance evaluation methods of various flow measuring equipment and hydraulic turbines and pumps.**

1. Impact of jets on Vanes.
2. Performance Test on Pelton Wheel.
3. Performance Test on Francis Turbine.
4. Performance Test on Kaplan Turbine.
5. Performance Test on Single Stage Centrifugal Pump.
6. Performance Test on Multi Stage Centrifugal Pump.
7. Performance Test on Reciprocating Pump.
8. Calibration of Venturimeter.
9. Calibration of Orifice meter.
10. Determination of friction factor for a given pipe line.
11. Determination of loss of head due to sudden contraction in a pipeline.
12. Turbine flow meter.

**II Year – II SEMESTER**

<b>T</b>	<b>P</b>	<b>C</b>
<b>0</b>	<b>3</b>	<b>2</b>

**PRODUCTION TECHNOLOGY LAB**

**Course Objective:** To impart hands-on practical exposure on manufacturing processes and equipment.

Minimum of 12 Exercises need to be performed

**I. METAL CASTING :**

1. Pattern Design and making - for one casting drawing.
2. Sand properties testing - for strength and permeability
3. Mould preparation, Melting and Casting

**II WELDING:**

1. Gas welding
2. Gas cutting
3. Manual metal arc welding - Lap & Butt Joints
4. TIG/MIG Welding
5. Resistance Spot Welding
6. Brazing and soldering

**III METAL FORMING AND POWDER METALLURGY:**

1. Blanking & Piercing operations and study of simple, compound and progressive dies.
2. Deep drawing and extrusion operations.
3. Bending and other operations
4. Basic powder compaction and sintering

**IV PROCESSING OF PLASTICS**

1. Injection Moulding
2. Blow Moulding

**II Year – II SEMESTER****T P C**  
**0 3 2****THERMAL ENGINEERING LAB**

**Objective: To impart practical exposure to the student on the performance evaluation methods of various types of internal combustion engines and compressors.**

1. I.C. Engines valve / port timing diagrams.
2. I.C. Engines performance test (4 -stroke diesel engines).
3. I.C. Engines performance test on 2-stroke petrol.
4. Evaluation of engine friction by conducting morse test on 4-stroke multi cylinder petrol engine.
5. Determination of FHP by retardation and motoring test on IC engine.
6. I.C. Engines heat balance.
7. Economical speed test of an IC engine.
8. Performance test on variable compression ratio engines.
9. Performance test on reciprocating air compressor unit.
10. Study of boilers
11. Dis-assembly / assembly of Engines.

**Outcomes:**

The student will be able to calculate the various efficiencies, various horse powers and energy balance for several types of Internal Combustions Engines and compressors.

**III Year – I SEMESTER**

<b>T</b>	<b>P</b>	<b>C</b>
<b>3+1*</b>	<b>0</b>	<b>3</b>

**DYNAMICS OF MACHINERY****Course Objectives:**

1. To equip the student with fundamental knowledge of dynamics of machines so that student can appreciate problems of dynamic force balance, transmissibility of forces, isolation of systems, vibrations.
2. Develop knowledge of analytical and graphical methods for calculating balancing of rotary and reciprocating masses.
3. Develop understanding of vibrations and its significance on engineering design.
4. Develop understanding of dynamic balancing, flywheel analysis, gyroscopic forces and moments.

**UNIT – I**

**PRECESSION:** Gyroscopes, effect of precession motion on the stability of moving vehicles such as motor car, motor cycle, aero planes and ships, static and dynamic force analysis of planar mechanisms, (Demonstration of models in video show).

**UNIT – II**

**FRICITION:** Inclined plane, friction of screw and nuts, pivot and collar, uniform pressure, uniform wear, friction circle and friction axis: lubricated surfaces, boundary friction, film lubrication.

**CLUTCHES:** Friction clutches- single disc or plate clutch, multiple disc clutch, cone clutch, centrifugal clutch.

**BRAKES AND DYNAMOMETERS:** Simple block brakes, internal expanding brake, band brake of vehicle. General description and operation of dynamometers: Prony, Rope brake, Epicyclic, Bevis Gibson and belt transmission,

**UNIT – III**

**TURNING MOMENT DIAGRAMS:** Dynamic force analysis of slider crank mechanism, inertia torque, angular velocity and acceleration of connecting rod, crank effort and turning moment diagrams – fluctuation of energy – fly wheels and their design.

**UNIT-IV**

**GOVERNERS:** Watt, porter and proell governors, spring loaded governors



– Hartnell and Hartung with auxiliary springs. sensitiveness, isochronism and hunting.

#### UNIT – V

**BALANCING:** Balancing of rotating masses single and multiple – single and different planes, use analytical and graphical methods. Primary, secondary, and higher balancing of reciprocating masses. analytical and graphical methods, unbalanced forces and couples – examination of “V” multi cylinder in line and radial engines for primary and secondary balancing, locomotive balancing, hammer blow, swaying couple, variation of tractive effort.

#### UNIT – VI

**VIBRATIONS:** Free Vibration of spring mass system – oscillation of pendulums, centers of oscillation and suspension. transverse loads, vibrations of beams with concentrated and distributed loads. Dunkerly’s methods, Raleigh’s method, whirling of shafts, critical speeds, torsional vibrations, two and three rotor systems, Simple problems on forced damped vibration, vibration isolation and transmissibility.

#### TEXT BOOKS :

1. Theory of Machines / S.S Ratan/ Mc. Graw Hill Publ.
2. Mechanism and machine theory by Ashok G. Ambedkar, PHI Publications.

#### REFERENCES :

1. Mechanism and Machine Theory / JS Rao and RV Dukkipati / New Age.
2. Theory of Machines / Shiegly / MGH
3. Theory of Machines / Thomas Bevan / CBS Publishers
4. Theory of machines / Khurmi / S.Chand.

#### Course outcomes:

Upon successful completion of this course the student should be able to:

1. Analyze stabilization of sea vehicles, aircrafts and automobile vehicles.
2. Compute frictional losses, torque transmission of mechanical systems.
3. Analyze dynamic force analysis of slider crank mechanism and design of flywheel.
4. Understand how to determine the natural frequencies of continuous systems starting from the general equation of displacement.
5. Understand balancing of reciprocating and rotary masses.

**III Year – I SEMESTER**

<b>T</b>	<b>P</b>	<b>C</b>
<b>3+1*</b>	<b>0</b>	<b>3</b>

**METAL CUTTING & MACHINE TOOLS****Course objectives:**

1. The course provides students with fundamental knowledge and principles in material removal processes.
2. In this course, the students apply the fundamentals and principles of metal cutting to practical applications through multiple labs using lathes, milling machines, grinding machines, and drill presses, Computer Numerical Control etc.
3. To demonstrate the fundamentals of machining processes and machine tools.
4. To develop knowledge and importance of metal cutting parameters.
5. To develop fundamental knowledge on tool materials, cutting fluids and tool wear mechanisms.
6. To apply knowledge of basic mathematics to calculate the machining parameters for different machining processes.

**UNIT – I****FUNDAMENTALS OF MACHINING:**

Elementary treatment of metal cutting theory – element of cutting process – geometry of single point tool angles, chip formation and types of chips – built up edge and its effects chip breakers, mechanics of orthogonal cutting – Merchant's force diagram, cutting forces, cutting speeds, feed, depth of cut, tool life, coolants, tool materials.

**UNIT – II****LATHE MACHINES:**

Engine lathe – principle of working, specification of lathe – types of lathe – work holders tool holders – box tools taper turning, thread turning – for lathes and attachments, constructional features of speed gear box and feed gear box. Turret and capstan lathes – collet chucks – other work holders – tool holding devices – box and tool layout. Principal features of automatic lathes – classification – single spindle and multi-spindle automatic lathes – tool layout and cam design for automats.

**UNIT – III**

**SHAPING, SLOTTING AND PLANNING MACHINES:** Principles of working – principal parts – specifications, operations performed, machining time calculations.

**DRILLING & BORING MACHINES:** Principles of working, specifications, types, operations performed – tool holding devices – twist drill – Boring Machines – fine Boring Machines – jig boring machine, deep hole Drilling Machine.

**UNIT – IV**

**MILLING MACHINES:** Principles of working – specifications – classification of Milling Machines – Principle features of horizontal, vertical and universal Milling Machine, machining operations, types of cutters, geometry of milling cutters – methods of indexing, accessories to milling machines.

**UNIT – V**

**FINISHING PROCESSES:** Theory of grinding – classification of grinding machines, cylindrical and surface grinding machines, tool and cutter grinding machines, different types of abrasives, bonds, specification and selection of a grinding wheel. Lapping, Honing & Broaching operations, comparison to grinding.

**UNIT - VI**

**JIGS & FIXTURES:** Principles of design of jigs and fixtures and uses, classification of jigs & fixtures, principles of location and clamping, types of clamping & work holding devices, typical examples of jigs and fixtures.

**CNC MACHINE TOOLS:** CNC Machines, working principle, classification, constructional features of CNC machines, CNC controller, types of motion controls in CNC machines, applications of CNC machines.

**TEXT BOOKS:**

1. Production Technology by R.K. Jain and S.C. Gupta.
2. Workshop Technology – B.S.Raghu Vamshi – Vol II

**REFERENCES:**

1. Metal cutting Principles by M.C. Shaw
2. Metal cutting and machine tools by Boothroyd
3. Production Technology by H.M.T. (Hindustan Machine Tools).
4. Production Engineering, K.C Jain & A.K Chitale, PHI Publishers

5. Manufacturing technology II, P.N Rao
6. Technology of machine tools, S.F.Krar, A.R. Gill, Peter SMID, TMH (I)

**Course Outcomes :**

Upon successful completion of this course, the students will be able to:

- 1) Apply cutting mechanics to metal machining based on cutting force and power consumption.
- 2) Operate lathe, milling machines, drill press, grinding machines, etc.
- 3) Select cutting tool materials and tool geometries for different metals.
- 4) Select appropriate machining processes and conditions for different metals.
- 5) Learn machine tool structures and machining economics.
- 6) Write simple CNC programs and conduct CNC machining.

## III Year – I SEMESTER

<b>T</b>	<b>P</b>	<b>C</b>
<b>3+1*</b>	<b>0</b>	<b>3</b>

**DESIGN OF MACHINE MEMBERS – I****Course Objectives:**

1. The student shall gain appreciation and understanding of the design function in mechanical engineering, the steps involved in designing and the relation of design activity with manufacturing activity
2. Selection of proper materials to different machine elements based on their physical and mechanical properties.
3. Learn and understanding of the different types of failure modes and criteria.
4. Procedure for the different machine elements such as fasteners, shafts, couplings, keys, axially loaded joints etc.

**UNIT – I**

**INTRODUCTION:** General considerations in the design of Engineering Materials and their properties – selection – Manufacturing consideration in design, tolerances and fits – BIS codes of steels.

**STRESSES IN MACHINE MEMBERS:** Simple stresses – combined stresses – torsional and bending stresses – impact stresses – stress strain relation – various theories of failure – factor of safety – design for strength and rigidity – preferred numbers. the concept of stiffness in tension, bending, torsion and combined situations – static strength design based on fracture toughness.

**UNIT – II**

**STRENGTH OF MACHINE ELEMENTS:** Stress concentration – theoretical stress concentration factor – fatigue stress concentration factor notch sensitivity – design for fluctuating stresses – endurance limit – estimation of endurance strength – goodman's line – soderberg's line – modified goodman's line.

**UNIT – III**

Riveted and welded joints – design of joints with initial stresses – eccentric loading.

Bolted joints – design of bolts with pre-stresses – design of joints under eccentric loading – locking devices – both of uniform strength, different seals.

**UNIT – IV**

**KEYS, COTTERS AND KNUCKLE JOINTS:** Design of keys-stresses in keys-cotter joints-spigot and socket, sleeve and cotter, jib and cotter joints-knuckle joints.

**SHAFTS:** Design of solid and hollow shafts for strength and rigidity – design of shafts for combined bending and axial loads – shaft sizes – BIS code. Use of internal and external circlips, gaskets and seals (stationary & rotary).

**UNIT – V**

**SHAFT COUPLING:** Rigid couplings – muff, split muff and flange couplings, flexible couplings – flange coupling (modified).

**UNIT – VI****MECHANICAL SPRINGS:**

Stresses and deflections of helical springs – extension -compression springs – springs for fatigue loading, energy storage capacity – helical torsion springs – co-axial springs, leaf springs.

**TEXT BOOKS:**

1. Machine Design, V.Bandari, TMH Publishers
2. Machine design – Pandya & Shah
3. Machine Design PSG Data hand book

**REFERENCES:**

1. Design of Machine Elements / V.M. Faïres
2. Machine design / Schaum Series.
3. Data books (1) PSG College of technology (2) Mahadevan

**Course outcomes:**

Upon successful completion of this course student should be able to:

1. Apply the design procedure to engineering problems, including the consideration of technical and manufacturing constraints.
2. Select suitable materials and significance of tolerances and fits in critical design applications.
3. Utilize design data hand book and design the elements for strength, stiffness and fatigue.
4. Identify the loads, the machine members subjected and calculate static and dynamic stresses to ensure safe design.

**III Year – I SEMESTER**

T	P	C
3+1*	0	3

**INSTRUMENTATION & CONTROL SYSTEMS****Course Objectives:**

The course focuses on imparting the principles of measurement which includes the working mechanism of various sensors and devices, that are in use to measure the important physical variables of various mechatronic systems.

**UNIT – I**

Definition – Basic principles of measurement – measurement systems, generalized configuration and functional descriptions of measuring instruments – examples. dynamic performance characteristics – sources of error, classification and elimination of error.

**Measurement of Displacement:** Theory and construction of various transducers to measure displacement – piezo electric, inductive, capacitance, resistance, ionization and photo electric transducers, calibration procedures.

**UNIT – II**

**MEASUREMENT OF TEMPERATURE:** Classification – ranges – various principles of measurement – expansion, electrical resistance – thermistor – thermocouple – pyrometers – temperature indicators.

**MEASUREMENT OF PRESSURE:** Units – classification – different principles used. manometers, piston, bourdon pressure gauges, bellows – diaphragm gauges. low pressure measurement – thermal conductivity gauges – ionization pressure gauges, mcLeod pressure gauge.

**UNIT – III**

**MEASUREMENT OF LEVEL :** Direct method – indirect methods – capacitive, ultrasonic, magnetic, cryogenic fuel level indicators – bubbler level indicators.

**FLOW MEASUREMENT:** Rotameter, magnetic, ultrasonic, turbine flow meter, hot – wire anemometer, laser doppler anemometer (LDA).

**MEASUREMENT OF SPEED :** Mechanical tachometers – electrical tachometers – stroboscope, noncontact type of tachometer

**Measurement of Acceleration and Vibration:** Different simple instruments – principles of seismic instruments – vibrometer and accelerometer using this principle.

**UNIT – IV**

**STRESS STRAIN MEASUREMENTS :** Various types of stress and strain measurements – electrical strain gauge – gauge factor – method of usage of resistance strain gauge for bending compressive and tensile strains – usage for measuring torque, strain gauge rosettes.

**UNIT – V**

**MEASUREMENT OF HUMIDITY** – Moisture content of gases, sling psychrometer, absorption psychrometer, dew point meter.

**MEASUREMENT OF FORCE, TORQUE AND POWER-** Elastic force meters, load cells, torsion meters, dynamometers.

**UNIT – VI**

**ELEMENTS OF CONTROL SYSTEMS :** Introduction, importance – classification – open and closed systems, servomechanisms – examples with block diagrams – temperature, speed & position control systems.

**TEXT BOOKS:**

1. Measurement Systems: Applications & design by D.S Kumar.
2. Mechanical Measurements / BeckWith, Marangoni, Linehard, PHI / PE.

**REFERENCES:**

1. Measurement systems: Application and design, Doebelin Earnest. O. Adaptation by Manik and Dhanesh/ TMH.
2. Experimental Methods for Engineers / Holman.
3. Mechanical and Industrial Measurements / R.K. Jain/ Khanna Publishers.
4. Instrumentation, measurement & analysis by B.C.Nakra & K.K.Choudhary, TMH.

**Course outcomes:**

After undergoing the course the student can select appropriate device for the measurement of parameters like temperature, pressure, speed, stress, humidity, flow velocity etc., and justify its use through characteristics and performance.



III Year – I SEMESTER

T	P	C
3+1*	0	3

**THERMAL ENGINEERING – II****(Use of steam tables and Mollier chart is allowed)****Course objectives:**

This course is intended to provide basic knowledge of components being used in steam and gas power plant cycles and to analyse the energy transfers and transformations in these components including individual performance evaluation.

**UNIT – I**

**BASIC CONCEPTS:** Rankine cycle - schematic layout, thermodynamic analysis, concept of mean temperature of heat addition, methods to improve cycle performance – regeneration & reheating, combustion: fuels and combustion, concepts of heat of reaction, adiabatic flame temperature, stoichiometry, flue gas analysis.

**UNIT II**

**BOILERS :** Classification – working principles of L.P & H.P boilers with sketches – mountings and accessories – working principles, boiler horse power, equivalent evaporation, efficiency and heat balance – draught, classification – height of chimney for given draught and discharge, condition for maximum discharge, efficiency of chimney – artificial draught, induced and forced.

**UNIT – III**

**STEAM NOZZLES:** Function of a nozzle – applications - types, flow through nozzles, thermodynamic analysis – assumptions -velocity of fluid at nozzle exit-Ideal and actual expansion in a nozzle, velocity coefficient, condition for maximum discharge, critical pressure ratio, criteria to decide nozzle shape: Super saturated flow, its effects, degree of super saturation and degree of under cooling - Wilson line.

**STEAM TURBINES:** Classification – impulse turbine; mechanical details – velocity diagram – effect of friction – power developed, axial thrust, blade or diagram efficiency – condition for maximum efficiency. De-laval turbine - methods to reduce rotor speed-velocity compounding, pressure compounding and velocity & pressure compounding, velocity and pressure variation along the flow – combined velocity diagram for a velocity compounded impulse turbine, condition for maximum efficiency.

**UNIT IV**

**REACTION TURBINE:** Mechanical details – principle of operation, thermodynamic analysis of a stage, degree of reaction – velocity diagram – Parson's reaction turbine – condition for maximum efficiency – calculation of blade height.

**STEAM CONDENSERS:** Requirements of steam condensing plant – classification of condensers – working principle of different types – vacuum efficiency and condenser efficiency – air leakage, sources and its affects, air pump- cooling water requirement.

**UNIT – V**

**GAS TURBINES:** Simple gas turbine plant – ideal cycle, essential components – parameters of performance – actual cycle – regeneration, inter cooling and reheating – closed and semi-closed cycles – merits and demerits, types of combustion chambers.

**UNIT – VI**

**JET PROPULSION :** Principle of operation – classification of jet propulsive engines – working principles with schematic diagrams and representation on t-s diagram - thrust, thrust power and propulsion efficiency – turbo jet engines – needs and demands met by turbo jet – schematic diagram, thermodynamic cycle, performance evaluation, thrust augmentation – methods.

**Rockets :** Application – working principle – classification – propellant type – thrust, propulsive efficiency – specific impulse – solid and liquid propellant rocket engines.

**TEXT BOOKS:**

1. Thermodynamics and Heat Engines, Volume 2 - R.Yadav- Central book depot.
2. Gas Turbines – V.Ganesan /TMH
3. Heat Engineering – V.P Vasandani and D.S Kumar- Metropolitan Book Company, New Delhi

**REFERENCES:**

1. Gas Turbines and Propulsive Systems – P.Khajuria & S.P.Dubey - /Dhanpatrai
2. Gas Turbines / Cohen, Rogers and Saravana Muttoo / Addison Wesley – Longman
3. Thermal Engineering-R.S Khurmi/JS Gupta/S.Chand.

4. Thermal Engineering-P.L.Bellaney/ Khanna publishers.
5. Thermal Engineering-M.L.Marthur & Mehta/Jain bros

**Course outcomes:**

After undergoing this course the student is expected to understand the working of steam and gas power plant cycles and also should be able to analyze and evaluate the performance of individual components. The student also should be in a position to understand basic principles of Jet propulsion and rocket engineering.

**III Year – I SEMESTER**

<b>T</b>	<b>P</b>	<b>C</b>
<b>3+1*</b>	<b>0</b>	<b>3</b>

**METROLOGY****Course objectives:**

The students will learn

1. Inspection of engineering parts with various precision instruments.
2. Design of part, tolerances and fits.
3. Principles of measuring instruments and gauges and their uses.
4. Evaluation and inspection of surface roughness.
5. Inspection of spur gear and thread elements.
6. Machine tool testing to evaluate machine tool quality.

**UNIT-I**

**SYSTEMS OF LIMITS AND FITS:** Introduction, nominal size, tolerance, limits, deviations, fits -Unilateral and bilateral tolerance system, hole and shaft basis systems- interchangeability, deterministic & statistical tolerancing, selective assembly. International standard system of tolerances, selection of limits and tolerances for correct functioning.

**UNIT-II**

**LINEAR MEASUREMENT:** Length standards, end standards, slip gauges- calibration of the slip gauges, dial indicators, micrometers.

**MEASUREMENT OF ANGLES AND TAPERS:**

Different methods – bevel protractor, angle slip gauges- angle dekkor- spirit levels- sine bar- sine table, rollers and spheres used to measure angles and tapers.

**LIMIT GAUGES:**

Taylor's principle – design of go and no go gauges; plug, ring, snap, gap, taper, profile and position gauges.

**UNIT-III**

**OPTICAL MEASURING INSTRUMENTS:** Tools maker's microscope and uses - autocollimators, optical projector, optical flats and their uses.

**INTERFEROMETRY:**

Interference of light, Michaleson's interferometer, NPL flatness interferometer, and NPL gauge interferometer.

**UNIT-IV**

**SURFACE ROUGHNESS MEASUREMENT:** Differences between

surface roughness and surface waviness – Numerical assessment of surface finish-CLA, Rt., R.M.S. Rz, R10 values, Method of measurement of surface finish – Profilograph, Talysurf, ISI symbols for indication of surface finish.

**COMPARATORS:** Types - mechanical, optical, electrical and electronic, pneumatic comparators and their uses.

#### UNIT – V

**GEAR MEASUREMENT:** Nomenclature of gear tooth, tooth thickness measurement with gear tooth vernier & flange micro meter, pitch measurement, total composite error and tooth to tooth composite errors, rolling gear tester, involute profile checking.

**SCREW THREAD MEASUREMENT:** Elements of measurement – errors in screw threads- concept of virtual effective diameter, measurement of effective diameter, angle of thread and thread pitch, and profile thread gauges.

#### UNIT – VI

##### **FLATNESS MEASUREMENT:**

Measurement of flatness of surfaces- instruments used- straight edges- surface plates – auto collimator.

**MACHINE TOOL ALIGNMENT TESTS:** Principles of machine tool alignment testing on lathe, drilling and milling machines.

##### **TEXT BOOKS:**

1. Engineering Metrology by R.K.Jain / Khanna Publishers
2. Engineering Metrology by Mahajan / Dhanpat Rai Publishers

##### **REFERENCE BOOKS:**

1. Dimensional Metrology, Connie Dotson, Cengage Learning.
2. Engineering Metrology by I.C.Gupta / Dhanpat Rai Publishers.
3. Precision Engineering in Manufacturing by R.L.Murthy / New Age.
4. Engineering Metrology and Measurements by NV Raghavendra, L Krishna murthy, Oxford publishers.
5. Engineering Metrology by KL Narayana, Scitech publishers.

##### **Course outcomes:**

Students will be able to design tolerances and fits for selected product quality. They can choose appropriate method and instruments for inspection of various gear elements and thread elements. They can understand the standards of length, angles, they can understand the evaluation of surface finish and measure the parts with various comparators. The quality of the machine tool with alignment test can also be evaluated by them.

**III Year – I SEMESTER****T P C**  
**0 3 2****METROLOGY & INSTRUMENTATION LAB****Course Objectives:**

The Metrology and instrumentation Laboratory course is designed for measuring and gauging instruments for inspection of precision linear, geometric forms, angular and surface finish measurements. The student can learn the measurements with and calibration of instruments. They also understand the machine tool alignment test. Instrumentation lab introduces the students with the theory and methods for conducting experimental work in the laboratory and calibration of various instruments for measuring pressure, temperature, displacement, speed, vibration etc.

**Note:** The students have to conduct at least 8 experiments from each lab.

**METROLOGY LAB**

1. Measurement of lengths, heights, diameters by vernier calipers, micrometers etc.
2. Measurement of bores by internal micrometers and dial bore indicators.
3. Use of gear tooth vernier caliper for tooth thickness inspection and flange micro meter for checking the chordal thickness of spur gear.
4. Machine tool alignment test on the lathe.
5. Machine tool alignment test on drilling machine.
6. Machine tool alignment test on milling machine.
7. Angle and taper measurements with bevel protractor, Sine bars, rollers and balls.
8. Use of spirit level in finding the straightness of a bed and flatness of a surface.
9. Thread inspection with two wire/ three wire method & tool makers microscope.
10. Surface roughness measurement with roughness measuring instrument.

**INSTRUMENTATION LAB**

1. Calibration of pressure gauge.
2. Calibration of transducer for temperature measurement.
3. Study and calibration of LVDT transducer for displacement measurement.

4. Calibration of strain gauge.
5. Calibration of thermocouple.
6. Calibration of capacitive transducer.
7. Study and calibration of photo and magnetic speed pickups.
8. Calibration of resistance temperature detector.
9. Study and calibration of a rotameter.
10. Study and use of a seismic pickup for the measurement of vibration amplitude of an engine bed at various loads.
11. Study and calibration of Mcleod gauge for low pressure.

**Course outcomes:****Metrology Lab**

Student will become familiar with the different instruments that are available for linear, angular, roundness and roughness measurements they will be able to select and use the appropriate measuring instrument according to a specific requirement (in terms of accuracy, etc).

**Instrumentation Lab:**

Students will be able to select proper measuring instrument and know requirement of calibration, errors in measurement etc. They can perform accurate measurements.

**III Year – I SEMESTER**

<b>T</b>	<b>P</b>	<b>C</b>
<b>0</b>	<b>3</b>	<b>2</b>

**MACHINE TOOLS LAB****Course objectives:**

The students are required to understand the parts of various machine tools and operate them. They are required to understand the different shapes of products that can be produced on these machine tools.

1. Introduction of general purpose machines -lathe, drilling machine, milling machine, shaper, planing machine, slotting machine, cylindrical grinder, surface grinder and tool and cutter grinder.
2. Step turning and taper turning on lathe machine
3. Thread cutting and knurling on -lathe machine.
4. Drilling and tapping
5. Shaping and planning
6. Slotting
7. Milling
8. Cylindrical surface grinding
9. Grinding of tool angles.

**Course outcomes:**

The students can operate different machine tools with understanding of work holders and operating principles to produce different part features to the desired quality.



**III Year – I SEMESTER**

T	P	C
0	3	2

**INTELLECTUAL PROPERTY RIGHTS AND PATENTS****Unit I**

Introduction to Intellectual Property Law – Evolutionary past – Intellectual Property Law Basics - Types of Intellectual Property - Innovations and Inventions of Trade related Intellectual Property Rights – Agencies Responsible for Intellectual Property Registration – Infringement - Regulatory – Over use or Misuse of Intellectual Property Rights - Compliance and Liability Issues.

**Unit II**

Introduction to Copyrights – Principles of Copyright – Subject Matters of Copyright – Rights Afforded by Copyright Law – Copyright Ownership – Transfer and Duration – Right to Prepare Derivative Works – Rights of Distribution – Rights of performers – Copyright Formalities and Registration – Limitations – Infringement of Copyright – International Copyright Law- Semiconductor Chip Protection Act.

**Unit III**

Introduction to Patent Law – Rights and Limitations – Rights under Patent Law – Patent Requirements – Ownership and Transfer – Patent Application Process and Granting of Patent – Patent Infringement and Litigation – International Patent Law – Double Patenting – Patent Searching – Patent Cooperation Treaty – New developments in Patent Law- Invention Developers and Promoters.

**Unit IV**

Introduction to Trade Mark – Trade Mark Registration Process – Post registration procedures – Trade Mark maintenance – Transfer of rights – Inter parties Proceedings – Infringement – Dilution of Ownership of Trade Mark – Likelihood of confusion – Trade Mark claims – Trade Marks Litigation – International Trade Mark Law.

**Unit V**

Introduction to Trade Secrets – Maintaining Trade Secret – Physical Security – Employee Access Limitation – Employee Confidentiality Agreement – Trade Secret Law – Unfair Competition – Trade Secret Litigation – Breach of Contract – Applying State Law.

## Unit VI

Introduction to Cyber Law – Information Technology Act - Cyber Crime and E-commerce – Data Security – Confidentiality – Privacy - International aspects of Computer and Online Crime.

### REFERENCE BOOKS:

1. Deborah E.Bouchoux: "Intellectual Property". Cengage learning , New Delhi.
2. Kompal Bansal & Parishit Bansal "Fundamentals of IPR for Engineers", BS Publications (Press).
3. Cyber Law. Texts & Cases, South-Western's Special Topics Collections.
4. Prabhuddha Ganguli: ' Intellectual Property Rights" Tata Mc-Graw – Hill, New Delhi.
5. Richard Stim: "Intellectual Property", Cengage Learning, New Delhi.
6. R. Radha Krishnan, S. Balasubramanian: "Intellectual Property Rights", Excel Books. New Delhi.
7. M.Ashok Kumar and Mohd.Iqbal Ali: "Intellectual Property Right" Serials Pub.

## III Year – II SEMESTER

T	P	C
3+1*	0	3

**OPERATIONS RESEARCH****Course Objectives:**

To learn the importance of Operations Research in the design, planning, scheduling, manufacturing and business applications and to use the various techniques of Operations Research in solving such problems.

**UNIT – I**

Development – definition– characteristics and phases – types of operation research models – applications.

**ALLOCATION:** Linear programming problem formulation – graphical solution – simplex method – artificial variables techniques -two–phase method, big-M method – duality principle.

**UNIT – II**

**TRANSPORTATION PROBLEM:** Formulation – optimal solution, unbalanced transportation problem – degeneracy, assignment problem – formulation – optimal solution – variants of assignment problem- traveling salesman problem.

**SEQUENCING** – Introduction – flow –shop sequencing –  $n$  jobs through two machines –  $n$  jobs through three machines – job shop sequencing – two jobs through 'm' machines.

**UNIT – III**

**REPLACEMENT:** Introduction – replacement of items that deteriorate with time – when money value is not counted and counted – replacement of items that fail completely, group replacement.

**UNIT – IV**

**THEORY OF GAMES:** Introduction – mini. max (max. mini) – criterion and optimal strategy – solution of games with saddle points – rectangular games without saddle points –  $2 \times 2$  games – dominance principle –  $m \times 2$  &  $2 \times n$  games -graphical method.

**WAITING LINES:** Introduction – single channel – poisson arrivals – exponential service times – with infinite population and finite population models– multichannel – poisson arrivals – exponential service times with infinite population single channel poisson arrivals.

**UNIT – V**

**INVENTORY :** Introduction – single item – deterministic models – purchase inventory models with one price break and multiple price breaks – shortages are not allowed – stochastic models – demand may be discrete variable or continuous variable – instantaneous production. Instantaneous demand and continuous demand and no set up cost. ABC & VED Analysis.

**UNIT – VI**

**DYNAMIC PROGRAMMING:** Introduction – Bellman's principle of optimality – applications of dynamic programming- capital budgeting problem – shortest path problem – linear programming problem.

**SIMULATION:** Definition – types of simulation models – phases of simulation– applications of simulation – inventory and queuing problems – advantages and disadvantages – simulation languages.

**TEXT BOOKS:**

1. Operations Research / S.D.Sharma-Kedarnath

**REFERENCES:**

1. Introduction to O.R/Hiller & Libermann (TMH).
2. Operations Research / A.M.Natarajan, P. Balasubramani, A. Tamilarasi / Pearson Education.
3. Operations Research: Methods & Problems / Maurice Saseini, Arhur Yaspan & Lawrence Friedman.
4. Operations Research / R.Pannerselvam, PHI Publications.
5. Operations Research / Wagner/ PHI Publications.
6. Operation Research /J.K.Sharma/MacMilan.
7. Operations Research/ Pai/ Oxford Publications
8. Operations Research/S Kalavathy / Vikas Publishers
9. Operations Research / DS Cheema/University Science Press
10. Operations Research / Ravindran, Philips, Solberg / Wiley publishers.

**Course Outcomes:**

After completion of the course, the student will be able to:

To solve the LP and DP problems.

To solve the Transportation, assignment, game, inventory, replacement, sequencing, queuing problems.

**III Year – II SEMESTER**

T	P	C
3+1*	0	3

**INTERACTIVE COMPUTER GRAPHICS****Course objectives:**

This course allows the students to:

1. Understand the fundamental concepts and theory of computer graphics.
2. Understand modeling, and interactive control of 3D computer graphics applications.
3. The underlying parametric surface concepts be understood.
4. Learn multimedia authoring tools.

**UNIT-I**

**INTRODUCTION:** Application areas of computer graphics, overview of graphic system, video-display devices, raster-scan systems, random scan systems, graphics monitors and work stations and input devices.

**UNIT-II**

**OUTPUT PRIMITIVES:** Points and lines, line drawing algorithms, mid-point circle algorithm,

Filled area primitives: scan-line polygon fill algorithm, boundary-fill and flood-fill algorithm.

**2-D GEOMETRICAL TRANSFORMATIONS:** Translation, scaling, rotation, reflection and shear transformation matrix representations and homogeneous co-ordinates, composite transformations, transformations between coordinates.

**UNIT -III**

**2-D VIEWING :** The viewing pipe-line, viewing coordinate reference frame, window to view-port co-ordinate transformations, viewing function, Cohen-Sutherland and Cyrus-beck line clipping algorithms, Sutherland-Hodgeman polygon clipping algorithm.

**UNIT -IV**

**3-D OBJECT REPRESENTATION:** spline representation, Hermite curve, Bezier curve and B-spline curve, Polygon surfaces, quadric surfaces, Solid modeling Schalars – wire frame, CSG, B-rep. Bezier and B-spline surfaces, Basic illumination models, shading algorithms.

## UNIT -V

**3-D GEOMETRIC TRANSFORMATIONS:** Translation, rotation, scaling, reflection and shear transformation and composite transformations. Visible surface detection methods: Classification, back-face detection, depth-buffer, scan-line, depth sorting.

## UNIT-VI

**COMPUTER ANIMATION:** Design of animation sequence, general computer animation functions, raster animation, computer animation language, key frame system, motion specification.

### TEXT BOOKS:

1. “Computer Graphics C version” Donald Hearn and M. Pauline Baker, Pearson/PHI
2. “Computer Graphics Principles & practice”, second edition in C, Foley, VanDam, Feiner and Hughes, Pearson Education.

### REFERENCES:

1. “Computer Graphics Second edition”, Zhigand xiang, Roy Plastock, Schaum’s outlines, Tata Mc-Graw hill edition.
2. Procedural elements for Computer Graphics, David F Rogers, Tata Mc Graw hill, 2nd edition.
3. “Principles of Interactive Computer Graphics”, Neuman and Sproul, TMH.
4. Computer Graphics, Steven Harrington, TMH.

### Course outcomes:

Upon successful completion of the course, students will be able to:

1. Use the principles and commonly used paradigms and techniques of computer graphics.
2. Write basic graphics application programs including animation.
3. Design programs to display graphic images to given specifications.
4. Possess in-depth knowledge of display systems, image synthesis, shape modeling, and interactive control of 3D computer graphics applications.

**III Year – II SEMESTER**

T	P	C
3+1*	0	3

**DESIGN OF MACHINE MEMBERS– II****Course Objectives:**

- This course gives the insight of slider and roller bearings and the life prediction.
- Learn to design I.C engine parts.
- Design the mechanical systems for power transmission elements such as gears,belts,ropes,chains, keys and levers.

**UNIT – I**

**BEARINGS:** Classification of bearings- applications, types of journal bearings – lubrication – bearing modulus – full and partial bearings – clearance ratio – heat dissipation of bearings, bearing materials – journal bearing design – ball and roller bearings – static loading of ball & roller bearings, bearing life.

**UNIT – II**

**ENGINE PARTS:** Connecting Rod: Thrust in connecting rod – stress due to whipping action on connecting rod ends – cranks and crank shafts, strength and proportions of over hung and center cranks – crank pins, crank shafts.

**UNIT –III**

Pistons, forces acting on piston – construction design and proportions of piston, cylinder, cylinder liners.

**UNIT – IV**

Design of curved beams: introduction, stresses in curved beams, expression for radius of neutral axis for rectangular, circular, trapezoidal and t-section, design of crane hooks, c –clamps.

**UNIT – V**

**POWER TRANSMISSIONS SYSTEMS, PULLEYS:** Transmission of power by belt and rope drives , transmission efficiencies, belts – flat and v types – ropes - pulleys for belt and rope drives, materials, chain drives

**DESIGN OF POWER SCREWS:** Design of screw, square ACME, buttress screws, design of nut, compound screw, differential screw, ball screw-possible failures.

**UNIT – VI**

**SPUR & HELICAL GEAR DRIVES:** Spur gears- helical gears – load concentration factor – dynamic load factor, surface compressive strength – bending strength – design analysis of spur gears – estimation of centre distance, module and face width, check for plastic deformation, check for dynamic and wear considerations.

**MACHINE TOOL ELEMENTS:** Levers and brackets: design of levers – hand levers-foot lever – cranked lever – lever of a lever loaded safety valve-rocker arm straight – angular- design of a crank pin – brackets- hangers- wall boxes.

**TEXT BOOKS:**

1. Machine Design, V.Bandari, TMH Publishers
2. Machine Design PSG Data hand book
3. Machine Design, Pandya & Shaw, Charotar publishers

**REFERENCES:**

1. Machine Design / R.N. Norton
2. Data Books : (I) P.S.G. College of Technology (ii) Mahadevan
3. Mech. Engg. Design / JE Shigley

**Course outcomes:**

At the end of the course

1. The student will able to select the suitable bearing based on the application of the loads and predict the life of the bearing.
2. Design power transmission elements such as gears, belts, chains, pulleys, ropes, levers and power screws.
3. Design of IC Engines parts.



**III Year – II SEMESTER**

<b>T</b>	<b>P</b>	<b>C</b>
<b>3+1*</b>	<b>0</b>	<b>3</b>

**ROBOTICS****Course Objectives:**

1. To give students practice in applying their knowledge of mathematics, science, and Engineering and to expand this knowledge into the vast area of robotics.
2. The students will be exposed to the concepts of robot kinematics, Dynamics, Trajectory planning.
3. Mathematical approach to explain how the robotic arm motion can be described.
4. The students will understand the functioning of sensors and actuators.

**UNIT-I**

**INTRODUCTION:** Automation and Robotics, CAD/CAM and Robotics – An over view of Robotics – present and future applications – classification by coordinate system and control system.

**UNIT – II**

**COMPONENTS OF THE INDUSTRIAL ROBOTICS:** Function line diagram representation of robot arms, common types of arms. Components, Architecture, number of degrees of freedom – Requirements and challenges of end effectors, determination of the end effectors, comparison of Electric, Hydraulic and Pneumatic types of locomotion devices.

**UNIT – III**

**MOTION ANALYSIS:** Homogeneous transformations as applicable to rotation and translation – problems.

**MANIPULATOR KINEMATICS:** Specifications of matrices, D-H notation joint coordinates and world coordinates Forward and inverse kinematics – problems.

**UNIT – IV**

Differential transformation and manipulators, Jacobians – problems

Dynamics: Lagrange – Euler and Newton – Euler formulations – Problems.

**UNIT V**

General considerations in path description and generation. Trajectory planning and avoidance of obstacles, path planning, Skew motion, joint

integrated motion –straight line motion – Robot programming, languages and software packages-description of paths with a robot programming language..

## UNIT VI

### **ROBOT ACTUATORS AND FEED BACK COMPONENTS:**

Actuators: Pneumatic, Hydraulic actuators, electric & stepper motors.

Feedback components: position sensors – potentiometers, resolvers, encoders – Velocity sensors.

**ROBOT APPLICATIONS IN MANUFACTURING:** Material Transfer - Material handling, loading and unloading- Processing - spot and continuous arc welding & spray painting - Assembly and Inspection.

### **TEXT BOOKS:**

1. Industrial Robotics / Groover M P / Pearson Edu.
2. Robotics and Control / Mittal R K & Nagrath I J / TMH.

### **REFERENCES:**

1. Robotics / Fu K S/ McGraw Hill.
2. Robotic Engineering / Richard D. Klafter, Prentice Hall.
3. Robot Analysis and Intelligence / Asada and Slow time / Wiley Inter-Science.
4. Introduction to Robotics / John J Craig / Pearson Edu.

### **Course outcomes:**

Upon successful completion of this course you should be able to:

1. Identify various robot configuration and components.
2. Select appropriate actuators and sensors for a robot based on specific application.
3. Carry out kinematic and dynamic analysis for simple serial kinematic chains.
4. Perform trajectory planning for a manipulator by avoiding obstacles.

III Year – II SEMESTER

<b>T</b>	<b>P</b>	<b>C</b>
<b>3+1*</b>	<b>0</b>	<b>3</b>

## HEAT TRANSFER

(Heat transfer data book allowed)

### Course Objectives:

This course is intended to impart knowledge of principles of heat transfer and analyze the heat exchange process in various modes for the evaluation of rate of heat transfer and the temperature distribution in different configurations.

### UNIT – I

**INTRODUCTION:** Modes and mechanisms of heat transfer – basic laws of heat transfer – General discussion about applications of heat transfer.

**CONDUCTION HEAT TRANSFER:** Fourier rate equation – general heat conduction equation in cartesian, cylindrical and Spherical coordinates. Steady, unsteady and periodic heat transfer – initial and boundary conditions.

**ONE DIMENSIONAL STEADY STATE CONDUCTION HEAT TRANSFER:** Homogeneous slabs, hollow cylinders and spheres – overall heat transfer coefficient – electrical analogy – critical radius of insulation- Variable thermal conductivity – systems with heat sources or heat generation.

### UNIT – II

extended surface (fins) heat Transfer – long fin, fin with insulated tip and short fin, application to error measurement of temperature.

**ONE DIMENSIONAL TRANSIENT CONDUCTION HEAT TRANSFER:** Systems with negligible internal resistance – significance of biot and fourier numbers - chart solutions of transient conduction systems.

### UNIT – III

**CONVECTIVE HEAT TRANSFER:** Classification of convective heat transfer – dimensional analysis as a tool for experimental investigation – Buckingham Pi Theorem for forced and free convection, application for developing semi – empirical non- dimensional correlation for convective heat transfer – Significance of non-dimensional numbers – concepts of continuity, momentum and Energy Equations.

### UNIT –IV

#### FORCED CONVECTION

**EXTERNAL FLOWS:** Concepts about hydrodynamic and thermal

boundary layer and use of empirical correlations for convective heat transfer – flat plates and cylinders.

**INTERNAL FLOWS:** Concepts about hydrodynamic and thermal entry lengths – division of internal flow based on this – use of empirical relations for horizontal pipe flow and annulus flow.

**FREE CONVECTION:** Development of hydrodynamic and thermal boundary layer along a vertical plate – use of empirical relations for vertical plates and pipes.

## UNIT V

### HEAT TRANSFER WITH PHASE CHANGE

**BOILING:** Pool boiling – regimes- calculations on nucleate boiling, critical heat flux and film boiling.

**CONDENSATION:** Film wise and drop wise condensation – nusselt's theory of condensation on a vertical plate - film condensation on vertical and horizontal cylinders using empirical correlations.

### HEAT EXCHANGERS:

Classification of heat exchangers – overall heat transfer coefficient and fouling factor – concepts of LMTD and NTU methods – Problems.

## UNIT VI

### RADIATION HEAT TRANSFER:

Emission characteristics and laws of black-body radiation – Irradiation – total and monochromatic quantities – laws of Planck, Wien, Kirchoff, Lambert, Stefan and Boltzmann– heat exchange between two black bodies – concepts of shape factor – Emissivity – heat exchange between grey bodies – radiation shields – electrical analogy for radiation networks.

### TEXT BOOKS:

1. Heat Transfer - HOLMAN/TMH
2. Heat Transfer – P.K.Nag/ TMH
3. Principles of Heat Transfer – Frank Kreith, RM Manglik & MS Bohn, Cengage learning publishers.

### REFERENCE BOOKS:

1. Heat and Mass Transfer – Arora and Domkundwar, Dhanpatrai & sons.
2. Fundamentals of Engg. Heat and Mass Transfer / R.C.SACHDEVA / New Age International.
3. Heat and Mass Transfer –Cengel- McGraw Hill.

---

#### 4. Heat and Mass Transfer – D.S.Kumar / S.K.Kataria & Sons.

**Course outcomes:**

The student after undergoing this course is expected to know the principles of heat transfer and be able to apply to practical situations where in heat exchange takes place through various modes of heat transfer including phase change.

**III Year – II SEMESTER**

T	P	C
3+1*	0	3

**INDUSTRIAL ENGINEERING & MANAGEMENT****Course Objectives:**

1. To impart fundamental knowledge and skill sets required in the Industrial Management and Engineering profession, which include the ability to apply basic knowledge of mathematics, probability and statistics, and the domain knowledge of Industrial Management and Engineering.
2. To produce graduates with the ability to adopt a system approach to design, develop, implement and innovate integrated systems that include people, materials, information, equipment and energy.
3. To enable students to understand the interactions between engineering, business, technological and environmental spheres in the modern society.
4. To enable students to understand their role as engineers and their impact to society at the national and global context.

**Unit – I**

**INTRODUCTION:** Definition of industrial engineering (I.E), development, applications, role of an industrial engineer, differences between production management and industrial engineering, quantitative tools of IE and productivity measurement, concepts of management, importance, functions of management, scientific management, Taylor's principles, theory X and theory Y, Fayol's principles of management.

**Unit – II**

**PLANT LAYOUT:** Factors governing plant location, types of production layouts, advantages and disadvantages of process layout and product layout, applications, quantitative techniques for optimal design of layouts, plant maintenance, preventive and breakdown maintenance.

**Unit – III**

**OPERATIONS MANAGEMENT:** Importance, types of production, applications, workstudy, method study and time study, work sampling, PMTS, micro-motion study, rating techniques, MTM, work factor system, principles of Ergonomics, flow process charts, string diagrams and Therbligs.

**Unit – IV**

**STATISTICAL QUALITY CONTROL:** Quality control, its importance, SQC, attribute sampling inspection with single and double sampling, Control charts –  $\bar{X}$  and R – charts  $\bar{X}$  AND S charts and their applications, numerical examples.

**TOTAL QUALITY MANAGEMENT:** zero defect concept, quality circles, implementation, applications, ISO quality systems. six sigma – definition, basic concepts

**Unit – V**

**RESOURCE MANAGEMENT:** Concept of human resource management, personnel management and industrial relations, functions of personnel management, Job-evaluation, its importance and types, merit rating, quantitative methods, wage incentive plans, types.

**Unit - VI**

**VALUE ANALYSIS:** Value engineering, implementation procedure, enterprise resource planning and supply chain management.

**PROJECT MANAGEMENT:** PERT, CPM – differences & applications, critical path, determination of floats, importance, project crashing, smoothing and numerical examples.

**TEXT BOOKS:**

1. Industrial Engineering and management by O.P Khanna, Khanna Publishers.
2. Industrial Engineering and Production Management, Martand Telsang, S.Chand & Company Ltd. New Delhi.

**Reference Books:**

1. Industrial Management by Bhattacharya DK, Vikas publishers.
2. Operations Management by J.G Monks, McGrawHill Publishers.
3. Industrial Engineering by Banga & Sharma.
4. Principles of Management by Koontz O' Donnel, McGraw Hill Publishers.
5. Statistical Quality Control by Gupta.
6. Industrial Engineering and Management by Raju, Cengage Publishers.

**Course outcome:**

Upon successful completion of this course you should be able to:

1. Design and conduct experiments, analyse, interpret data and synthesise valid conclusions.
2. Design a system, component, or process, and synthesise solutions to achieve desired needs.
3. Use the techniques, skills, and modern engineering tools necessary for engineering practice with appropriate considerations for public health and safety, cultural, societal, and environmental constraints.
4. Function effectively within multi-disciplinary teams and understand the fundamental precepts of effective project management.



III Year – II SEMESTER

<b>T</b>	<b>P</b>	<b>C</b>
3+1*	0	3

**DEPARTMENTAL ELECTIVE – I**

**REFRIGERATION & AIR CONDITIONING**  
(Refrigeration and Psychrometric tables and charts allowed)

**Course objectives:**

The course is to understand the basic cycles of various refrigerating systems, their performance evaluation along with details of system components and refrigerant properties. The course is also aimed at imparting knowledge of psychrometric properties, processes which are used in airconditioning systems for comfort and industrial applications.

**UNIT – I**

**INTRODUCTION TO REFRIGERATION:** Necessity and applications – unit of refrigeration and C.O.P. – Mechanical refrigeration – types of ideal cycles of refrigeration. air refrigeration: bell coleman cycle - open and dense air systems – refrigeration systems used in air crafts and problems.

**UNIT – II**

**VAPOUR COMPRESSION REFRIGERATION:** Working principle and essential components of the plant – simple vapour compression refrigeration cycle – COP – representation of cycle on T-S and p-h charts – effect of sub cooling and super heating – cycle analysis – actual cycle influence of various parameters on system performance – use of p-h charts – numerical problems.

**UNIT III**

**REFRIGERANTS** – Desirable properties – classification - refrigerants used – nomenclature – ozone depletion – global warming.

**VCR SYSTEM COMPONENTS:** Compressors – general classification – comparison – advantages and disadvantages. condensers – classification – working principles evaporators – classification – working principles expansion devices – types – working principles.

**UNIT IV**

**VAPOR ABSORPTION SYSTEM:** Calculation of maximum COP – description and working of NH<sub>3</sub> – water system and Li Br –water ( Two shell & Four shell) System, principle of operation three fluid absorption system, salient features.

**STEAM JET REFRIGERATION SYSTEM:** Working Principle and basic components. principle and operation of (i) thermoelectric refrigerator (ii) vortex tube.

#### UNIT – V

**INTRODUCTION TO AIR CONDITIONING:** Psychometric properties & processes – characterization of sensible and latent heat loads — need for ventilation, consideration of infiltration – load concepts of RSHF, GSHF-problems, concept of ESHF and ADP temperature.

Requirements of human comfort and concept of effective temperature-comfort chart –comfort air conditioning – requirements of industrial air conditioning, air conditioning load calculations.

#### UNIT – VI

**AIR CONDITIONING SYSTEMS:** Classification of equipment, cooling, heating humidification and dehumidification, filters, grills and registers, fans and blowers. heat pump – heat sources – different heat pump circuits.

#### TEXT BOOKS:

1. A Course in Refrigeration and Air conditioning / SC Arora & Domkundwar / Dhanpatrai.
2. Refrigeration and Air Conditioning / CP Arora / TMH.

#### REFERENCES:

1. Refrigeration and Air Conditioning / Manohar Prasad / New Age.
2. Principles of Refrigeration - Dossat / Pearson Education.
3. Basic Refrigeration and Air-Conditioning – Ananthanarayanan / TMH

**Course outcomes:** At the end of the course the students should be able to:  
After undergoing the course the student should be in a position to analyze various refrigerating cycles and evaluate their performance. The student also should be able to perform cooling load calculations and select the appropriate process and equipment for the required comfort and industrial airconditioning.

## COMPUTATIONAL FLUID DYNAMICS (DEPARTMENTAL ELECTIVE – I)

### Course Objectives:

The course aims at providing required numerical and software techniques for solving various engineering problems involving fluid flow.

### UNIT-I

**ELEMENTARY DETAILS IN NUMERICAL TECHNIQUES:** Number system and errors, representation of integers, fractions, floating point arithmetic, loss of significance and error propagation, condition and instability, computational methods for error estimation, convergence of sequences.

### UNIT – II

**APPLIED NUMERICAL METHODS:** Solution of a system of simultaneous linear algebraic equations, iterative schemes of matrix inversion, direct methods for matrix inversion, direct methods for banded matrices.

**REVIEW OF EQUATIONS GOVERNING FLUID FLOW AND HEAT TRANSFER:** Introduction, conservation of mass, Newton's second law of motion, expanded forms of navier-stokes equations, conservation of energy principle, special forms of the navier-stokes equations.

### UNIT - III

Steady flow, dimensionless form of momentum and energy equations, stokes equation, conservative body force fields, stream function - vorticity formulation.

Finite difference applications in heat conduction and convection – heat conduction, steady heat conduction in a rectangular geometry, transient heat conduction, finite difference application in convective heat transfer, closure.

### UNIT - IV

Finite differences, discretization, consistency, stability, and fundamentals of fluid flow modeling: introduction, elementary finite difference quotients, implementation aspects of finite-difference equations, consistency, explicit and implicit methods.

### UNIT - V

Introduction to first order wave equation, stability of hyperbolic and elliptic equations, fundamentals of fluid flow modeling, conservative property, the upwind scheme.

**UNIT -VI**

**FINITE VOLUME METHOD:** Approximation of surface integrals, volume integrals, interpolation and differentiation practices, upwind interpolation, linear interpolation and quadratic interpolation.

**TEXT BOOKS:**

1. Numerical heat transfer and fluid flow / Suhas V. Patankar- Butter-worth Publishers.
2. Computational fluid dynamics - Basics with applications - John. D. Anderson / Mc Graw Hill.

**REFERENCES:**

1. Computational Fluid Flow and Heat Transfer/ Niyogi, Pearson Publications.
2. Fundamentals of Computational Fluid Dynamics – Tapan K. Sengupta / Universities Press.
3. Computational fluid dynamics, 3<sup>rd</sup> edition/Wendt/Springer publishers

**Course Outcomes:**

After undergoing the course the student shall be able to apply various numerical tools like finite volume, finite difference etc for solving the different fluid flow problems.

## CONDITION MONITORING (DEPARTMENTAL ELECTIVE – I)

### Course Objectives:

- This course is designed to introduce the benefits and opportunities of health Monitoring and covers a range of techniques.
- The students will be exposed to a range of techniques from Vibration based methods, Thermography, Oil conditions, Debris and ultrasonic monitoring.
- Using overall vibration, vibration limit zones, broadband vibration bandwidth, alert levels, typical severity guidelines, recording overall vibration, using overall vibration for fault finding, trending overall vibration.

Identifying Resonance, Hammer Test, Self Excitation, Exciter Testing, Reducing Resonance - Effects of Frequency, Stiffness, Mass, Damping, Isolation.

### UNIT-I

**BASICS OF VIBRATION:** Basic motion: amplitudes, period, frequency, basic parameters: displacement, velocity, acceleration, units (including dB scales) and conversions, Mass, spring and damper concept, Introduction to SDOF and MDOF systems, Natural frequencies and resonance, Forced response.

### UNIT-II

**VIBRATION MEASUREMENTS AND ANALYSIS:** Transducers and mounting methods, data acquisition using instrumentation recorders/data loggers, time domain signal analysis, orbit analysis, Filters, Frequency domain analysis (Narrow band FFT analysis), Nyquist criteria, Sampling, aliasing, windowing and averaging.

**VIBRATION MEASUREMENT AND ANALYSIS:** Use of phase; bode, polar and water fall plots, constant percentage band width analysis (1/3 and 1/1 Octave analysis), envelope detection /spike energy analysis, cepstral analysis, advances in analysis (PC based and portable instruments for vibration analysis).

### UNIT-III

Fault Diagnosis, Interpreting vibration measurements for common machine faults, imbalance, misalignment, mechanical looseness, bearing and gearing faults, faults in induction motors, resonances, some case studies, static and

dynamic balancing, international standards for vibration condition monitoring.

#### UNIT-IV

**THERMOGRAPHY:** The basics of infrared thermography, differences in equipment and specific wave length limitations, application of ir to: electrical inspection, mechanical inspection, energy conservation, how to take good thermal images, hands-on demonstrations focusing on proper camera settings and image interpretation, analysis of thermal images and report generation, study of thermo graphy applications

#### UNIT-V

**OIL AND WEAR DEBRIS ANALYSIS:** Basics of oil analysis, monitoring condition of oil, lubricant analysis, physio – chemical properties, moisture, tan tbn, wear debris analysis, particle counting, spectroscopy, uses & limitations, ferrography wear particle analysis, concept of ferrography, principle particle classification, size, shape, composition, concentration, analysis procedure, sampling & analytical ferrography equipments, severity rating.

#### UNIT-VI

**ULTRASONIC MONITORING AND ANALYSIS:** Ultrasonic monitoring (leak, crack and thickness) basics of ultrasonic monitoring , ultrasonic theory, test taking philosophy, ultrasonic theory, mathematics of ultrasound, equipment and transducers, inspection parameters and calibration, immersion theory, equipment quality control, flaw origins and inspection methods, UT Procedure familiarization, and study recommendations, application of ultrasound to: air leaks, steam trap testing, bearing lubrication, electrical inspection, case studies,

#### TEXT BOOKS:

1. The Vibration Analysis Handbook, J I Taylor (1994)
2. Machinery Vibration Condition Monitoring, Lynn, Butterworth(1989)

#### REFERENCE BOOKS:

1. Machinery Vibration: Measurement and Analysis. Victor Wovk (1991).
2. Mechanical fault diagnosis and condition monitoring, RA Collacott (1977).
3. The Vibration Monitoring Handbook (Coxmoor's Machine & Systems Condition Monitoring) (1998).

**Course outcomes:**

- Gaining invaluable insights into the benefits of Condition Monitoring.
- Understanding the reasons for selecting particular maintenance strategies.
- Understanding effective methodologies for implementing Condition Monitoring Techniques.
- Identifying the optimum maintenance strategy for different types of equipment.
- Gaining practical approaches to minimise the risk of plant and machinery breakdowns.
- Awareness of International Standards covering asset manage.

## **RAPID PROTOTYPING (DEPARTMENTAL ELECTIVE – I)**

### **Course Objectives:**

The course aims at the importance of Rapid Prototyping, classifications, models, specifications of various Rapid Prototype Techniques. To learn the different tools, soft-wares required and the applications of Rapid Prototyping.

### **UNIT – I**

**INTRODUCTION:** Prototyping fundamentals, historical development, fundamentals of rapid prototyping, advantages and limitations of rapid prototyping, commonly used terms, classification of RP process.

**LIQUID-BASED RAPID PROTOTYPING SYSTEMS:** Stereo lithography Apparatus (SLA): models and specifications, process, working principle, photopolymers, photo polymerization, layering technology, laser and laser scanning, applications, advantages and disadvantages, case studies. Solid Ground Curing (SGC): models and specifications, process, working principle, applications, advantages and disadvantages, case studies.

### **UNIT-II**

**SOLID-BASED RAPID PROTOTYPING SYSTEMS:** Laminated object manufacturing (LOM) - models and specifications, process, working principle, applications, advantages and disadvantages, case studies. Fused deposition modeling (FDM) - models and specifications, process, working principle, applications, advantages and disadvantages, case studies.

### **UNIT – III**

**POWDER BASED RAPID PROTOTYPING SYSTEMS:** Selective laser sintering (SLS): models and specifications, process, working principle, applications, advantages and disadvantages, case studies. three dimensional printing (3DP): models and specifications, process, working principle, applications, advantages and disadvantages, case studies.

### **UNIT-IV**

**RAPID TOOLING:** Introduction to rapid tooling (RT), conventional tooling Vs RT, Need for RT. rapid tooling classification: indirect rapid tooling methods: spray metal deposition, RTV epoxy tools, Ceramic tools, investment casting, spin casting, die casting, sand casting, 3D Keltool process. Direct rapid tooling: direct AIM, LOM Tools, DTM Rapid Tool Process, EOS Direct Tool Process and Direct Metal Tooling using 3DP.



**UNIT – V**

**RAPID PROTOTYPING DATA FORMATS:** STL Format, STL File Problems, consequence of building valid and invalid tessellated models, STL file Repairs: Generic Solution, other Translators, Newly Proposed Formats.

**RAPID PROTOTYPING SOFTWARE'S:** Features of various RP software's like Magics, Mimics, Solid View, View Expert, 3 D View, Velocity 2, Rhino, STL View 3 Data Expert and 3 D doctor.

**UNIT –VI**

**RP APPLICATIONS:** Application in engineering, analysis and planning, aerospace industry, automotive industry, jewelry industry, coin industry, GIS application, arts and architecture. RP medical and bioengineering applications: planning and simulation of complex surgery, customized implants & prosthesis, design and production of medical devices, forensic science and anthropology, visualization of bimolecular.

**TEXT BOOK:**

1. Rapid prototyping: Principles and Applications - Chua C.K., Leong K.F. and LIM C.S, World Scientific publications.

**REFERENCE BOOKS:**

1. Rapid Manufacturing – D.T. Pham and S.S. Dimov, Springer.
2. Wholers Report 2000 – Terry Wohlers, Wohlers Associates.
3. Rapid Prototyping & Manufacturing – Paul F.Jacobs, ASME Press.

**Course Outcomes:**

The student shall be able to identify the use of Rapid Prototyping Techniques in the manufacturing of complex components that are otherwise very difficult to manufacture.

**III Year – II SEMESTER**

<b>T</b>	<b>P</b>	<b>C</b>
<b>0</b>	<b>3</b>	<b>2</b>

**HEAT TRANSFER LAB****Objectives:**

The laboratory course is aimed to provide the practical exposure to the students with regard to the determination of amount of heat exchange in various modes of heat transfer including condensation & boiling for several geometries.

1. Determination of overall heat transfer co-efficient of a composite slab.
2. Determination of heat transfer rate through a lagged pipe.
3. Determination of heat transfer rate through a concentric sphere.
4. Determination of thermal conductivity of a metal rod.
5. Determination of efficiency of a pin-fin.
6. Determination of heat transfer coefficient in forced convection.
7. Determination of heat transfer coefficient in natural convection.
8. Determination of effectiveness of parallel and counter flow heat exchangers.
9. Determination of emissivity of a given surface.
10. Determination of Stefan Boltzman constant.
11. Determination of heat transfer rate in drop and film wise condensation.
12. Determination of critical heat flux.
13. Demonstration of heat pipe.
14. Study of two – phase flow.

**Outcomes:** The student should be able to evaluate the amount of heat exchange for plane, cylindrical & spherical geometries and should be able to compare the performance of extended surfaces and heat exchangers.

## IV Year – I SEMESTER

T	P	C
3+1*	0	3

**AUTOMOBILE ENGINEERING****Course Objectives:**

The course imparts the principles of automobile systems and provides the salient features of safety, emission and service of automobiles.

**UNIT – I**

**INTRODUCTION:** Components of four wheeler automobile – chassis and body – power unit – power transmission – rear wheel drive, front wheel drive, 4 wheel drive – types of automobile engines, engine construction, turbo charging and super charging – engine lubrication, splash and pressure lubrication systems, oil filters, oil pumps – crank case ventilation – engine service, reborning, decarbonisation, Nitriding of crank shaft.

**UNIT – II**

**TRANSMISSION SYSTEM:** Clutches, principle, types, cone clutch, single plate clutch, multi plate clutch, magnetic and centrifugal clutches, fluid fly wheel – gear boxes, types, sliding mesh, construct mesh, synchro mesh gear boxes, epicyclic gear box, over drive torque converter. propeller shaft – Hotch – Kiss drive, Torque tube drive, universal joint, differential rear axles – types – wheels and tyres.

**UNIT – III**

**STEERING SYSTEM:** Steering geometry – camber, castor, king pin rake, combined angle toein, center point steering. types of steering mechanism – Ackerman steering mechanism, Davis steering mechanism, steering gears – types, steering linkages.

**UNIT – IV**

**SUSPENSION SYSTEM:** Objects of suspension systems – rigid axle suspension system, torsion bar, shock absorber, Independent suspension system.

**BRAKING SYSTEM:** Mechanical brake system, hydraulic brake system, master cylinder, wheel cylinder tandem master cylinder requirement of brake fluid, pneumatic and vacuum brakes.

**ELECTRICAL SYSTEM:** Charging circuit, generator, current – voltage regulator – starting system, bendix drive mechanism solenoid switch, lighting

systems, horn, wiper, fuel gauge – oil pressure gauge, engine temperature indicator etc.

### UNIT – V

**ENGINE SPECIFICATION AND SAFETY SYSTEMS:** Introduction-engine specifications with regard to power, speed, torque, no. of cylinders and arrangement, lubrication and cooling etc.

**Safety:** Introduction, safety systems - seat belt, air bags, bumper, anti lock brake system (ABS), wind shield, suspension sensors, traction control, mirrors, central locking and electric windows, speed control.

### UNIT – VI

**ENGINE EMISSION CONTROL:** Introduction – types of pollutants, mechanism of formation, concentration measurement, methods of controlling-engine modification, exhaust gas treatment-thermal and catalytic converters-use of alternative fuels for emission control – National and International pollution standards

**ENGINE SERVICE:** Introduction, service details of engine cylinder head, valves and valve mechanism, piston-connecting rod assembly, cylinder block, crank shaft and main bearings, engine reassembly-precautions.

### TEXT BOOKS:

1. Automotive Mechanics – Vol. 1 & Vol. 2 / Kripal Sing, standard publishers.
2. Automobile Engineering / William Crouse, TMH Distributors .
3. Automobile Engineering- P.S Gill, S.K. Kataria & Sons, New Delhi.

### REFERENCES:

1. Automotive Engines Theory and Servicing, James D. Halderman and Chase D. Mitchell Jr., Pearson education inc.
2. Automotive Engineering / Newton Steeds & Garrett.
3. Automotive Mechanics / Heitner.

### Course Outcomes:

The student after undergoing the course, shall visualize the layout of an automobile and its systems like transmission, steering, suspension, braking, safety etc and should know the vehicle troubleshooting.

**IV Year – I SEMESTER**

<b>T</b>	<b>P</b>	<b>C</b>
<b>3+1*</b>	<b>0</b>	<b>3</b>

**CAD/CAM****Course Objectives:**

The general objectives of the course are to enable the students to

1. Understand the basic fundamentals of computer aided design and manufacturing.
2. To learn 2D & 3D transformations of the basic entities like line, circle, ellipse etc.
3. To understand the different geometric modeling techniques like solid modeling, surface modeling, feature based modeling etc. and to visualize how the components look like before its manufacturing or fabrication.
4. To learn the part programming, importance of group technology, computer aided process planning, computer aided quality control.
5. To learn the overall configuration and elements of computer integrated manufacturing systems.

**UNIT – I**

Computers in industrial manufacturing, product cycle, CAD / CAM Hardware, basic structure, CPU, memory types, input devices, display devices, hard copy devices, storage devices.

**COMPUTER GRAPHICS:** Raster scan graphics coordinate system, database structure for graphics modeling, transformation of geometry, 3D transformations, mathematics of projections, clipping, hidden surface removal.

**UNIT – II**

**GEOMETRIC MODELING:** Requirements, geometric models, geometric construction models, curve representation methods, surface representation methods, modeling facilities desired.

**DRAFTING AND MODELING SYSTEMS:** Basic geometric commands, layers, display control commands, editing, dimensioning, solid modeling.

**UNIT – III**

**PART PROGRAMMING FOR NC MACHINES:** NC, NC modes, NC elements, CNC machine tools, structure of CNC machine tools, features of Machining center, turning center, CNC Part Programming: fundamentals, manual part programming methods, Computer Aided Part Programming.

Direct Numerical Control, Adaptive Control.

#### UNIT – IV

**GROUP TECHNOLOGY:** Part family, coding and classification, production flow analysis, types and advantages.

Computer aided processes planning – importance, types.

#### UNIT – V

**COMPUTER AIDED QUALITY CONTROL:** Terminology used in quality control, use of computers in Quality control. Inspection methods-contact and noncontact types, computer aided testing, integration of CAQC with CAD/CAM.

#### UNIT – VI

**COMPUTER INTEGRATED MANUFACTURING SYSTEMS:** Types of manufacturing systems, machine tools and related equipment, material handling systems, material requirement planning, computer control systems, human labor in manufacturing systems, CIMS benefits.

#### TEXT BOOKS:

1. CAD / CAM / CAE E Zimmers & M.Groover/Pearson Education
2. Automation, Production systems & Computer integrated Manufacturing/ Groover/P.E

#### REFERENCES:

1. CAD / CAM Theory and Practice / Ibrahim Zeid / TMH.
2. Principles of Computer Aided Design and Manufacturing / Farid Amirouche / Pearson.
3. Computer Numerical Control Concepts and programming / Warren S Seames / Thomson.
4. Product manufacturing and cost estimation using CAD/CAE/ Kuang Hua Chang, Elsevier Publishers.

#### Course Outcome:

At the end of the course the students shall be able to:

1. Describe the mathematical basis in the technique of representation of geometric entities including points, lines, and parametric curves, surfaces and solid, and the technique of transformation of geometric entities using transformation matrix.
2. Describe the use of GT and CAPP for the product development.
3. Identify the various elements and their activities in the Computer Integrated Manufacturing Systems.

**IV Year – I SEMESTER**

T	P	C
3+1*	0	3

**FINITE ELEMENT METHODS****Course Objectives:**

1. To learn basic principles of finite element analysis procedure .
2. To learn the theory and characteristics of finite elements that represent engineering structures.
3. To learn and apply finite element solutions to structural, thermal, dynamic problem to develop the knowledge and skills needed to effectively evaluate finite element analyses performed by others.
4. Learn to model complex geometry problems and solution techniques.

**UNIT-I**

Introduction to finite element method, stress and equilibrium, strain – displacement relations, stress – strain relations, plane stress and plane strain conditions, variational and weighted residual methods, concept of potential energy, one dimensional problems.

**UNIT – II**

Discretization of domain, element shapes, discretization procedures, assembly of stiffness matrix, band width, node numbering, mesh generation, interpolation functions, local and global coordinates, convergence requirements, treatment of boundary conditions.

**UNIT – III**

Analysis of Trusses: Finite element modeling, coordinates and shape functions, assembly of global stiffness matrix and load vector, finite element equations, treatment of boundary conditions, stress, strain and support reaction calculations. Analysis of Beams: Element stiffness matrix for Hermite beam element, derivation of load vector for concentrated and UDL, simple problems on beams.

**UNIT – IV**

Finite element modeling of two dimensional stress analysis with constant strain triangles and treatment of boundary conditions, formulation of axisymmetric problems.

**UNIT-V**

Higher order and isoparametric elements: One dimensional quadratic and cubic

elements in natural coordinates, two dimensional four noded isoparametric elements and numerical integration.

## UNIT – VI

Steady state heat transfer analysis : one dimensional analysis of a fin and two dimensional analysis of thin plate, analysis of a uniform shaft subjected to torsion. Dynamic Analysis: Formulation of finite element model, element consistent and lumped mass matrices, evaluation of eigen values and eigen vectors, free vibration analysis.

### TEXT BOOKS:

1. Introduction to Finite Elements in Engineering / Chandraputla, Ashok and Belegundu / Prentice – Hall.
2. The Finite Element Methods in Engineering / SS Rao / Pergamon.

### REFERENCES:

1. Finite Element Method with applications in Engineering / YM Desai, Eldho & Shah /Pearson publishers.
2. An introduction to Finite Element Method / JN Reddy / McGrawHill.
3. The Finite Element Method for Engineers – Kenneth H. Huebner, Donald L. Dewhirst, Douglas E. Smith and Ted G. Byrom / John Wiley & sons (ASIA) Pte Ltd.
4. Finite Element Analysis: Theory and Application with Ansys, Saeed Moaveniu, Pearson Education.

### Course outcomes:

Upon successful completion of this course you should be able to:

1. Understand the concepts behind variational methods and weighted residual methods in FEM.
2. Identify the application and characteristics of FEA elements such as bars, beams, plane and isoparametric elements, and 3-D element.
3. Develop element characteristic equation procedure and generation of global stiffness equation will be applied.
4. Able to apply Suitable boundary conditions to a global structural equation, and reduce it to a solvable form.
5. Able to identify how the finite element method expands beyond the structural domain, for problems involving dynamics, heat transfer, and fluid flow.



## IV Year – I SEMESTER

T	P	C
3+1*	0	3

## UN CONVENTIONAL MACHINING PROCESSES

**Course Objectives:**

- The course aims in identifying the classification of unconventional machining processes.
- To understand the principle, mechanism of metal removal of various unconventional machining processes.
- To study the various process parameters and their effect on the component machined on various unconventional machining processes.
- To understand the applications of different processes.

**UNIT – I**

**INTRODUCTION:** Need for non-traditional machining methods-classification of modern machining processes – considerations in process selection, applications.

**Ultrasonic machining** – Elements of the process, mechanics of material removal, MRR process parameters, economic considerations, applications and limitations.

**UNIT – II**

**ELECTRO – CHEMICAL MACHINING:** Fundamentals of electro chemical machining, electrochemical grinding, electro chemical honing and deburring process, metal removal rate in ECM, Tool design, Surface finish and accuracy, economic aspects of ECM – Simple problems for estimation of metal removal rate, fundamentals of chemical, machining, advantages and applications.

**UNIT - III**

**THERMAL METAL REMOVAL PROCESSES:** General principle and applications of Electric Discharge Machining, Electric Discharge Grinding and wire EDM – Power circuits for EDM, Mechanics of metal removal in EDM, Process parameters, selection of tool electrode and dielectric fluids, surface finish and machining accuracy, characteristics of spark eroded surface.

**UNIT – VI**

Electron Beam Machining, Laser Beam Machining - Basic principle and theory, mechanics of material removal, process parameters, efficiency & accuracy, applications

**UNIT-V**

**Plasma Machining:** Application of plasma for machining, metal removal mechanism, process parameters, accuracy and surface finish and other applications of plasma in manufacturing industries.

**UNIT – VI**

Abrasive jet machining, Water jet machining and abrasive water jet machining: Basic principles, equipments, process variables, mechanics of material removal, MRR, application and limitations.

Magnetic abrasive finishing, abrasive flow finishing, Electrostream drilling, shaped tube electrolytic machining.

**TEXT BOOK:**

1. Advanced machining processes/ VK Jain/ Allied publishers.

**REFERENCES:**

1. Modern Machining Process / Pandey P.C. and Shah H.S./ TMH.
2. New Technology / Bhattacharya A/ The Institution of Engineers, India 1984.

**Course outcomes:**

After completion of course, the student shall understand the principle of working, mechanism of metal removal in the various unconventional machining process. The student is able to identify the process parameters, their effect and applications of different processes.

## IV Year – I SEMESTER

T	P	C
3+1*	0	3

## OPEN ELECTIVE

## MICRO ELECTRO MECHANICAL SYSTEMS (MEMS)

**Course Objectives:**

1. To learn basics of Micro Electro Mechanical Systems (MEMS).
2. To learn about various sensors and actuators used in MEMS.
3. To learn the principle and various devices of MOEMS, Fluidic, bio and chemical systems.

**Unit – I**

**INTRODUCTION:** Definition of MEMS, MEMS history and development, micro machining, lithography principles & methods, structural and sacrificial materials, thin film deposition, impurity doping, etching, surface micro machining, wafer bonding, LIGA.

**MECHANICAL SENSORS AND ACTUATORS:** Principles of sensing and actuation: beam and cantilever, capacitive, piezo electric, strain, pressure, flow, pressure measurement by micro phone, MEMS gyroscopes, shear mode piezo actuator, gripping piezo actuator, Inchworm technology.

**Unit – II**

**THERMAL SENSORS AND ACTUATORS:** Thermal energy basics and heat transfer processes, thermistors, thermo devices, thermo couple, micro machined thermo couple probe, peltier effect heat pumps, thermal flow sensors, micro hot plate gas sensors, MEMS thermo vessels, pyro electricity, shape memory alloys (SMA), U-shaped horizontal and vertical electro thermal actuator, thermally activated MEMS relay, micro spring thermal actuator, data storage cantilever.

**Unit – III**

**MICRO-OPTO-ELECTRO MECHANICAL SYSTEMS:** Principle of MOEMS technology, properties of light, light modulators, beam splitter, micro lens, micro mirrors, digital micro mirror device (DMD), light detectors, grating light valve (GLV), optical switch, wave guide and tuning, shear stress measurement.

**Unit – IV**

**MAGNETIC SENSORS AND ACTUATORS:** Magnetic materials for MEMS and properties, magnetic sensing and detection, magneto resistive

sensor, more on hall effect, magneto diodes, magneto transistor, MEMS magnetic sensor, pressure sensor utilizing MOKE, mag MEMS actuators, by directional micro actuator, feedback circuit integrated magnetic actuator, large force reluctance actuator, magnetic probe based storage device.

#### Unit – V

**MICRO FLUIDIC SYSTEMS:** Applications, considerations on micro scale fluid, fluid actuation methods, dielectro phoresis (DEP), electro wetting, electro thermal flow, thermo capillary effect, electro osmosis flow, opto electro wetting (OEW), tuning using micro fluidics, typical micro fluidic channel, microfluid dispenser, micro needle, molecular gate, micro pumps.

**RADIO FREQUENCY (RF) MEMS:** RF – based communication systems, RF MEMS, MEMS inductors, varactors, tuner/filter, resonator, clarification of tuner, filter, resonator, MEMS switches, phase shifter.

#### Unit - VI

**CHEMICAL AND BIO MEDICAL MICRO SYSTEMS:** Sensing mechanism & principle, membrane-transducer materials, chem.-lab-on-a-chip (CLOC) chemoresistors, chemocapacitors, chemotransistors, electronic nose (E-nose), mass sensitive chemosensors, fluorescence detection, calorimetric spectroscopy.

#### TEXT BOOK:

MEMS, Nitaigour Premchand Mahalik, TMH Publishing co.

#### REFERENCE BOOKS:

1. Foundation of MEMS, Chang Liu, Prentice Hall Ltd.
2. MEMS and NEMS, Sergey Edwrd Lyshevski, CRC Press, Indian Edition.
3. MEMS and Micro Systems: Design and Manufacture, Tai-Ran Hsu, TMH Publishers.
4. Introductory MEMS, Thomas M Adams, Richard A Layton, Springer International Publishers.

#### Course outcomes:

Upon successful completion of this course the student shall be able to know the importance and various devices of MEMS and their applications.

## NANO TECHNOLOGY (OPEN ELECTIVE)

### Course objective

On successful completion of the course, students should be able to: Understand the basic scientific concepts of nanoscience. Understand the properties of nano materials, characterization of materials, synthesis and fabrication. Understand the applications of nano technology in various science, engineering and technology fields.

### UNIT-I

**INTRODUCTION:** History of nano science, definition of nano meter, nano materials, nano technology. Classification of nano materials. Crystal symmetries, crystal directions, crystal planes. Band structure.

### UNIT-II

#### PROPERTIES OF MATERIALS:

Mechanical properties, electrical properties, dielectric properties, thermal properties, magnetic properties, opto electronic properties. Effect of size reduction on properties, electronic structure of nano materials.

### UNIT-III

**SYNTHESIS AND FABRICATION:** Synthesis of bulk polycrystalline samples, growth of single crystals. Synthesis techniques for preparation of nano particle – Bottom Up Approach – sol gel synthesis, hydro thermal growth, thin film growth, PVD and CVD; Top Down Approach – Ball milling, micro fabrication, lithography. Requirements for realizing semiconductor nano structures, growth techniques for nano structures.

### UNIT-IV

**CHARACTERIZATION TECHNIQUES:** X-Ray diffraction and Scherrer method, scanning electron microscopy, transmission electron microscopy, scanning probe microscopy, atomic force microscopy, piezoresponse microscopy, X-ray photoelectron spectroscopy, XANES and XAFS, angle resolved photoemission spectroscopy, diffuse reflectance spectra, photoluminescence spectra, Raman spectroscopy.

### UNIT-V

#### CARBON NANO TECHNOLOGY:

Characterization of carbon allotropes, synthesis of diamond – nucleation of diamond, growth and morphology. Applications of nano crystalline diamond

films, grapheme, applications of carbon nano tubes.

## UNIT-VI

### APPLICATIONS OF NANO TECHNOLOGY:

Applications in material science, biology and medicine, surface science, energy and environment. Applications of nano structured thin fins, applications of quantum dots.

### TEXT BOOKS:

1. Nano science and nano technology by M.S Ramachandra Rao, Shubra Singh, Wiley publishers.

### REFERENCE BOOKS:

1. Introduction to Nano Technology by Charles P. Poole, Jr., Frank J.Owens, Wiley publishers.
2. Nanotechnology by Jermy J Ramsden, Elsevier publishers.
3. Nano Materials- A.K.Bandyopadhyay/ New Age Introdu.
4. Nano Essentials- T.Pradeep/TMH.
5. Nanotechnology the Science of Small by M.A Shah, K.A Shah, Wiley Publishers.
6. Principles of Nanotechnology by Phani Kumar, Scitech.

### Course outcomes:

Upon successful completion of this course the student shall be able to:

Identify the essential concepts used in nanotechnology. Identify the materials, properties, syntheses and fabrication, characterization and applications in various fields.

IV Year – I SEMESTER

T P C  
3+1\* 0 3

**DEPARTMENTAL ELECTIVE – II**

**MATERIAL CHARACTERIZATION TECHNIQUES**

**Course objective:** The course presents the principles and methods of characterizing the structure and other aspects of materials. Various advanced characterizing techniques and their application will be studied.

**UNIT -I**

Introduction: Scope of subject, classification of techniques for characterization, macro and micro - characterization structure of solids.

**UNIT -II**

Bulk averaging techniques: Thermal analysis, DTA, DSC, TGA, dilatometry, resistivity/conductivity.

**UNIT -III**

Optical & X-ray spectroscopy: Atomic absorption spectroscopy, X-ray spectrometry, infrared spectroscopy and Raman spectroscopy.

**UNIT -IV**

Metallographic techniques: Optical metallography, image analysis, quantitative phase estimation.

**UNIT -V**

Diffraction methods: X-ray diffraction (crystal systems and space groups, Bravais lattices, direct and reciprocal lattice, Bragg law, powder diffraction and phase identification, single crystal diffraction, structure factor, X-ray crystal structure determination).

**UNIT -VI**

Electron optical methods: Scanning electron microscopy and image formation in the SEM.

**Course outcomes:** At the end of the semester, the student should able to

1. Analyze the microstructure of materials.
2. Apply various characterization techniques like XRD, SEM TEM.
3. Identify the phases existing in the material.
4. Analyze the image.

**TEXT BOOKS**

1. The Principles of metallography laboratory practices –George L.Khel-Eurasia publishing house (Pvt. Ltd).
- 2 Transmission electron Microscopy of metals – Garet Thomas.-John wiley and sons.

**REFERENCES:**

1. Modern Metallographic Techniques & their application – victor phillips.
2. Physical Metallurgy, Part – I – RW Chao and P. Haasan.
3. Experimental Techniques in Physical Metallurgy – VT Cherepin and AK Mallik.
4. Electron Microscopy in the study of materials –P.J. Grundy.



## **DESIGN FOR MANUFACTURE (DEPARTMENTAL ELECTIVE – II)**

### **Course Objectives:**

1. Understand the design rules and considerations with reference to various manufacturing processes.
2. To discuss capabilities and limitations of each manufacturing process in relation to part design and cost.
3. To examine DFM principles including how the design affects manufacturing cost, lean manufacturing, six sigma, etc.

### **UNIT - I**

Introduction: Design philosophy-steps in design process-general design rules for manufacturability-basic principles of designing for economical production - creativity in design.

### **UNIT - II**

Machining processes: Overview of various machining processes-general design rules for machining-dimensional tolerance and surface roughness-Design for machining – ease –redesigning of components for machining ease with suitable examples. General design recommendations for machined parts.

### **UNIT - III**

Metal casting: Appraisal of various casting processes, selection of casting process,-general design considerations for casting-casting tolerance-use of solidification, simulation in casting design-product design rules for sand casting.

### **UNIT - IV**

Metal joining: Appraisal of various welding processes, factors in design of weldments – general design guidelines-pre and post treatment of welds-effects of thermal stresses in weld joints-design of brazed joints. Forging: Design factors for forging – closed die forging design – parting lines of dies – drop forging die design – general design recommendations.

### **UNIT – V**

**Extrusion & Sheet metal work:** Design guide lines extruded sections-design principles for punching, blanking, bending, deep drawing-Keeler Goodman forging line diagram – component design for blanking.

**UNIT – VI**

**Plastics:** Visco elastic and creep behavior in plastics-design guidelines for plastic components-design considerations for injection moulding – design guidelines for machining and joining of plastics.

**TEXT BOOKS:**

1. Design for manufacture, John cobert, Adisson Wesley 1995
2. Design for Manufacture by Boothroyd
3. Design for manufacture, James Bralla

**REFERENCE:**

1. ASM Hand book Vol.20

**Course outcomes:**

Upon completion of the course, the student will be able to:

1. Design components for machining.
2. Simulate the casting design and choose the best casting process for a specific product.
3. Evaluate the effect of thermal stresses in weld joints.
4. Design components for sheet metal work by understanding in depth the sheet metal processes and their formation mechanisms.
5. Design plastic components for machining and joining and selecting a proper processes for different joining cases.

## AUTOMATION IN MANUFACTURING (DEPARTMENTAL ELECTIVE – II)

### Course objective:

1. To study the types and strategies and various components in Automated Systems.
2. To understand the automated flow lines, line balancing, material storage and retrieval and inspection.

### UNIT-I

**INTRODUCTION:** Types and strategies of automation, pneumatic and hydraulic components, circuits, automation in machine tools, mechanical feeding and tool changing and machine tool control.

### UNIT – II

**AUTOMATED FLOW LINES:** Methods of part transport, transfer mechanism, buffer storage, control function, design and fabrication considerations.

Analysis of automated flow lines - General terminology and analysis of transfer lines without and with buffer storage, partial automation, implementation of automated flow lines.

### UNIT – III

**ASSEMBLY SYSTEM AND LINE BALANCING:** Assembly process and systems, assembly line, line balancing methods, ways of improving line balance, flexible assembly lines.

### UNIT – IV

**AUTOMATED MATERIAL HANDLING and STORAGE SYSTEMS:** Types of equipment, functions, analysis and design of material handling systems, conveyor systems, automated guided vehicle systems. Automated storage and retrieval systems; work in process storage, interfacing handling and storage with manufacturing.

### UNIT – V

**ADAPTIVE CONTROL SYSTEMS:** Introduction, adaptive control with optimization, adaptive control with constraints, application of adaptive control in machining operations. Consideration of various parameters such as cutting force, temperatures, vibration and acoustic emission in the adaptive controls systems.

**UNIT – VI**

**AUTOMATED INSPECTION:** Fundamentals, types of inspection methods and equipment, Coordinate Measuring Machines, Machine Vision.

**TEXT BOOK:**

1. Automation, Production Systems and Computer Integrated Manufacturing : M.P. Groover./ PE/PHI.

**REFERENCES:**

1. Computer Control of Manufacturing Systems by Yoram Koren.
2. CAD / CAM/ CIM by Radhakrishnan.
3. Automation by W. Buekinsham.

**Course outcomes:**

Upon successful completion of this course student should be able to :

Solve the line balancing problems in the various flow line systems with and without use buffer storage.

Understand the different automated material handling, storage and retrieval systems and automated inspection systems.

Use of Adaptive Control principles and implement the same online inspection and control.

## **INDUSTRIAL HYDRAULICS & PNEUMATICS (DEPARTMENTAL ELECTIVE – II)**

### **Course objective**

1. Understand the underlying principles of Industrial Hydraulics & Pneumatic System.
2. Analyze circuits and Enumerate the functions & characteristics of circuit elements.
3. Attend to troubleshooting in fluid power systems.
4. identify and describe the basic operation of Hydraulic / Pneumatic systems, the various equipment used in their operation.

### **UNIT – I**

Fundamentals of Fluid Power Systems-Introduction-types advantages, disadvantages & applications-fluid characteristics-terminologies used in fluid power-hydraulic symbols-hydraulic systems and components-sources-pumping theory-gear, vane & piston pumps.

### **UNIT-II**

Fluid Power Actuators: Introduction-hydraulic actuators-hydraulic cylinders-types, construction, specifications and special types. hydraulic motors-working principle-selection criteria for various types-hydraulic motors in circuits- formulae-numerical problems.

### **UNIT-III**

Hydraulic elements in the design of circuits- Introduction-control elements-direction control valve-check valve-pressure control valve-relief valve-throttle valve-temperature & pressure compensation-locations of flow control valve.

### **UNIT-IV**

Accumulators & intensifiers-types, size & function of accumulators-application & circuits of accumulators- intensifiers-circuit & applications.

Design & drawing of hydraulic circuits-Introduction-case study & specifications-method of drawing a hydraulic circuit-hydraulic cylinder-quick return of a hydraulic cylinder.

### **UNIT-V**

Pneumatic systems-Introduction-symbols used-concepts & components-comparison-types & specifications of compressors-arrangement of a

complete pneumatic system-compressed air behaviour- understanding pneumatic circuits-direction control valves.

Electro pneumatics- Introduction-Pilot operated solenoid valve-electrical connections to solenoids-electro pneumatic circuit switches-relays-solenoids-P.E converter-concept of latching.

### UNIT-VI

Applications-servo systems-introduction-closed loop, hydro-mechanical and electro hydraulic – conventional and proportional valves-characteristics of proportional and servo valves- PLC applications in fluid power – selected pneumatic / electro pneumatic circuit problems – failure and trouble shooting in fluid power systems.

### TEXT BOOKS:

1. Introduction to Hydraulics and Pneumatics by S. Ilango and V. Soundararajan, PHI , New Delhi.
2. Applied hydraulics and pneumatics-T. Sunder Selwyn & R. Jayendiran, Anuradha Publications.

### REFERENCE BOOKS:

1. Oil Hydraulic Systems, S.R .Majumdar, McGrawHill Companies.
2. Pneumatic Systems : Principles and Maintenance, Majumdar, McGraw Hill.

### Course outcome:

Upon successful completion of this course student should be able to:

1. understand the general concepts associated with Hydraulic and Pneumatic equipment as found in industry today.
2. The course describes the various types of Hydraulic / Pneumatic equipment as well as the different types of Seals used in such equipment.
3. Understand advantage of fluid power, it provides examples of applications.
4. Understand the operation of hydraulics & pneumatics circuits and components typically used in industry.

## IV Year – I SEMESTER

T	P	C
0	3	2

## SIMULATION LAB

**Course Objectives:**

1. To impart the fundamental knowledge on using various analytical tools like ANSYS, FLUENT, etc., for Engineering Simulation.
  2. To know various fields of engineering where these tools can be effectively used to improve the output of a product.
  3. To impart knowledge on how these tools are used in Industries by solving some real time problems using these tools..
1. **DRAFTING** : Development of part drawings for various components in the form of orthographic and isometric. representation of dimensioning and tolerances scanning and plotting. study of script, DXE and IGES files.
  2. **PART MODELING** : Generation of various 3D models through protrusion, revolve, shell sweep. creation of various features. study of parent child relation. feature based and boolean based modeling surface and assembly modeling. study of various standard translators. design simple components.
  3.
    - a) Determination of deflection and stresses in 2D and 3D trusses and beams.
    - b) Determination of deflections component and principal and Von-mises stresses in plane stress, plane strain and Axisymmetric components.
    - c) Determination of stresses in 3D and shell structures (at least one example in each case)
    - d) Estimation of natural frequencies and mode shapes, Harmonic response of 2D beam.
    - e) Steady state heat transfer Analysis of plane and Axisymmetric components.
  4.
    - a) Development of process sheets for various components based on tooling Machines.
    - b) Development of manufacturing and tool management systems.
    - c) Study of various post processors used in NC Machines.
    - d) Development of NC code for free form and sculptured surfaces using CAM packages.

- e) Machining of simple components on NC lathe and Mill by transferring NC Code / from a CAM package. Through RS 232.
- f) Quality Control and inspection.

**Packages to be provided to cater to drafting, modeling & analysis from the following:**

Auto CAD, Micro Station, CATIA, Pro-E, I-DEAS, ANSYS, NISA, CAEFEM, Gibbs CAM, Master CAM etc.

**Course outcomes:**

Upon successful completion of this course student should be able to:

1. The student will be able to appreciate the utility of the tools like ANSYS or FLUENT in solving real time problems and day to day problems.
2. Use of these tools for any engineering and real time applications.
3. Acquire knowledge on utilizing these tools for a better project in their curriculum as well as they will be prepared to handle industry problems with confidence when it matters to use these tools in their employment.



**IV Year – I SEMESTER**

<b>T</b>	<b>P</b>	<b>C</b>
<b>0</b>	<b>2</b>	<b>1</b>

**DESIGN / FABRICATION PROJECT****Objective:**

To develop the ability to conceptualize a product, apply standard/innovative design techniques and realize the product through fabrication with focus on design-manufacturing integration.

**Course content:**

Identification of possible improvements in an existing product, conceptualization of a new product/part, design of the part using design methodologies, selection of material(s), preparation of process flow chart for manufacturing, fabrication of the part using the available in-house facilities, assembly, testing of the functionality of the product.

The students should come up with their own original and innovative ideas for product design. The task may be performed by student teams/groups.

**Course Outcome:**

Through this course the student is expected to learn realization of a product, conceptualized and designed by him. The student gets hand on experience of the entire chain of manufacturing steps with an understanding of design-manufacturing integration.

**IV Year – II SEMESTER**

<b>T</b>	<b>P</b>	<b>C</b>
<b>3+1*</b>	<b>0</b>	<b>3</b>

**PRODUCTION PLANNING AND CONTROL****Course objectives:**

This subject provides students with

1. An understanding of the concepts of production and service systems;
2. The ability to apply principles and techniques in the design, planning and control of these systems to optimise/make best use of resources in achieving their objectives.
3. Identify different strategies employed in manufacturing and service industries to plan production and control inventory.
4. Measure the effectiveness, identify likely areas for improvement, develop and implement improved planning and control methods for production systems.

**UNIT – I**

Introduction: Definition – objectives and functions of production planning and control – elements of production control – types of production – organization of production planning and control department – internal organization of department.

**UNIT – II**

Forecasting – importance of forecasting – types of forecasting, their uses – general principles of forecasting – forecasting techniques – qualitative methods and quantitative methods.

**UNIT – III**

Inventory management – functions of inventories – relevant inventory costs – ABC analysis – VED analysis – EOQ model – Inventory control systems – P-Systems and Q-Systems.

Introduction to MRP I, MRP II, ERP, LOB (Line of Balance), JIT and KANBAN system.

**UNIT – IV**

Routing – definition – routing procedure – route sheets – bill of material – factors affecting routing procedure, schedule – definition – difference with loading.

**UNIT – V**

Scheduling policies – techniques, standard scheduling methods.

Line Balancing, aggregate planning, chase planning, expediting, controlling aspects.

**UNIT – VI**

Dispatching – activities of dispatcher – dispatching procedure – follow up – definition – reason for existence of functions – types of follow up, applications of computer in production planning and control.

**TEXT BOOKS:**

1. Elements of Production Planning and Control / Samuel Eilon.
2. Manufacturing, Planning and Control, Partik Jonsson Stig-Arne Mattsson, Tata Mc Graw Hill.

**REFERENCES:**

1. Inventory Control Theory and Practice / Martin K. Starr and David W. Miller.
2. Production Planning and Control, Mukhopadyay, PHI.
3. Production Control A Quantitative Approach / John E. Biegel.
4. Production Control / Moore.

**Course outcome:**

Upon completion of the subject, students will be able to

1. Apply the systems concept for the design of production and service systems.
2. Make forecasts in the manufacturing and service sectors using selected quantitative and qualitative techniques.
3. Apply the principles and techniques for planning and control of the production and service systems to optimize/make best use of resources.
4. Understand the importance and function of inventory and to be able to apply selected techniques for its control and management under dependent and independent demand circumstances.

**IV Year – II SEMESTER**

<b>T</b>	<b>P</b>	<b>C</b>
<b>3+1*</b>	<b>0</b>	<b>3</b>

**GREEN ENGINEERING SYSTEMS****Course Objective:**

The course aims to highlight the significance of alternative sources of energy, green energy systems and processes and provides the theory and working principles of probable sources of renewable and green energy systems that are environmental friendly.

**UNIT-I****INTRODUCTION:**

**SOLAR RADIATION:** Role and potential of new and renewable sources, the solar energy option, Environmental impact of solar power, structure of the sun, the solar constant, sun-earth relationships, coordinate systems and coordinates of the sun, extraterrestrial and terrestrial solar radiation, solar radiation on titled surface, instruments for measuring solar radiation and sun shine, solar radiation data, numerical problems. Photo voltaic energy conversion – types of PV cells, I-V characteristics.

**SOLAR ENERGY COLLECTION:** Flat plate and concentrating collectors, classification of concentrating collectors, orientation and thermal analysis, advanced collectors.

**UNIT – II**

**SOLAR ENERGY STORAGE AND APPLICATIONS:** Different methods, sensible, latent heat and stratified storage, solar ponds, solar applications- solar heating/cooling technique, solar distillation and drying, solar cookers, central power tower concept and solar chimney.

**WIND ENERGY:** Sources and potentials, horizontal and vertical axis windmills, performance characteristics, betz criteria, types of winds, wind data measurement.

**UNIT – III**

**BIO-MASS:** Principles of bio-conversion, anaerobic/aerobic digestion, types of bio-gas digesters, gas yield, combustion characteristics of bio-gas, utilization for cooking, bio fuels, I.C. engine operation and economic aspects.

**GEOHERMAL ENERGY:** Resources, types of wells, methods of harnessing the energy, potential in India.

**OCEAN ENERGY:** OTEC, Principles of utilization, setting of OTEC plants,

thermodynamic cycles. Tidal and wave energy: Potential and conversion techniques, mini-hydel power plants, and their economics.

#### UNIT –IV

##### ENERGY EFFICIENT SYSTEMS:

- (A) ELECTRICAL SYSTEMS: Energy efficient motors, energy efficient lighting and control, selection of luminaire, variable voltage variable frequency drives (adjustable speed drives), controls for HVAC (heating, ventilation and air conditioning), demand site management.
- (B) MECHANICAL SYSTEMS: Fuel cells- principle, thermodynamic aspects, selection of fuels & working of various types of fuel cells, Environmental friendly and Energy efficient compressors and pumps.

#### UNIT-V

**ENERGY EFFICIENT PROCESSES:** Environmental impact of the current manufacturing practices and systems, benefits of green manufacturing systems, selection of recyclable and environment friendly materials in manufacturing, design and implementation of efficient and sustainable green production systems with examples like environmental friendly machining, vegetable based cutting fluids, alternate casting and joining techniques, zero waste manufacturing.

#### UNIT – VI

**GREEN BUILDINGS:** Definition, features and benefits. Sustainable site selection and planning of buildings for maximum comfort. Environmental friendly building materials like bamboo, timber, rammed earth, hollow blocks, lime & lime pozzolana cement, agro materials and industrial waste, Ferro cement and Ferro-concrete, alternate roofing systems, paints to reduce heat gain of the buildings. Energy management.

##### TEXT BOOKS:

1. Sukhatme S.P. and J.K.Nayak, *Solar Energy – Principles of Thermal Collection and Storage*, TMH.
2. Khan B.H., *Non-Conventional Energy Resources*, Tata McGraw Hill, New Delhi, 2006.
3. *Green Manufacturing Processes and Systems*, Edited by J. Paulo Davim, Springer 2013.

##### REFERENCES:

1. *Alternative Building Materials and Technologies* / K.S Jagadeesh, B.V Venkata Rama Reddy and K.S Nanjunda Ra.

2. Principles of Solar Energy / Frank Krieth & John F Kreider.
3. Non-Conventional Energy / Ashok V Desai /Wiley Eastern.
4. Renewable Energy Technologies /Ramesh & Kumar /Narosa
5. Renewable Energy Technologies/ G.D Roy

**Course outcome:**

The student shall understand the principles and working of solar, wind, biomass, geo thermal, ocean energies and green energy systems and appreciate their significance in view of their importance in the current scenario and their potential future applications.

IV Year – II SEMESTER

T	P	C
3+1*	0	3

**DEPARTMENTAL ELECTIVE – III****EXPERIMENTAL STRESS ANALYSIS****Course objectives:**

Objective of the course is to measure strain through various experimental methods like strain gauges, photo elasticity techniques, brittle coatings, moiré methods and birefringent coatings to understand the relation between the mechanics theory and experimental stress analysis to learn usage of the experimental techniques on the practical problems

**UNIT – I**

**Introduction:** Stress, strain, Plane stress and plane strain conditions, Compatibility conditions. Problems using plane stress and plane strain conditions, stress functions, mohr's circle for stress strain, Three-dimensional stress strain relations.

**UNIT – II**

**Strain Measurement and Recordings:** Various types of strain gauges, Electrical Resistance strain gauges, semiconductor strain gauges, strain gauge circuits. Introduction, static recording and data logging, dynamic recording at very low frequencies, dynamic recording at intermediate frequencies, dynamic recording at high frequencies, dynamic recording at very high frequencies, telemetry systems.

**UNIT – III**

**Photo elasticity:** Photo elasticity – Polariscope – Plane and circularly polarized light, Bright and dark field setups, Photo elastic materials – Isochromatic fringes – Isoclinics

**Three dimensional Photo elasticity :** Introduction, locking in model deformation, materials for three-dimensional photo elasticity, machining cementing and slicing three-dimensional models, slicing the model and interpretation of the resulting fringe patterns, effective stresses, the shear-difference method in three dimensions, applications of the Frozen-stress method, the scattered-light method.

**UNIT – IV**

**Brittle coatings:** Introduction, coating stresses, failure theories, brittle coating crack patterns, crack detection, ceramic based brittle coatings, resin

based brittle coatings, test procedures for brittle coatings analysis, calibration procedures, analysis of brittle coating data.

### UNIT – V

**Moire Methods:** Introduction, mechanism of formation of Moire fringes, the geometrical approach to Moire-Fringe analysis, the displacement field approach to Moire-Fringe analysis, out of plane displacement measurements, out of plane slope measurements, sharpening and multiplication of Moire-Fringes, experimental procedure and techniques.

### UNIT – VI

#### **Birefringent Coatings**

Introduction, Coating stresses and strains, coating sensitivity, coating materials, application of coatings, effects of coating thickness, Fringe-order determinations in coatings, stress separation methods.

#### **TEXT BOOKS :**

1. Theory of Elasticity by Timoshenke and Goodier Jr.
2. Experimental stress analysis by Dally and Riley, Mc Graw-Hill.

#### **REFERENCES:**

1. A treatise on Mathematical theory of Elasticity by LOVE .A.H.
2. Photo Elasticity by Frocht.
3. Experimental stress analysis, Video course by K.Ramesh / NPTEL.

#### **Course Outcomes:**

The intended learning outcomes are that on completion of this course the student should be able to:

1. Student should be able to chose the appropriate method for measuring strain.
2. Students should be able to apply optical techniques for measurement of strain & stress.
3. Analyze the results obtained from coating techniques and corroborated with theoretical results.
4. Correlate experimental and analytically derived results.



## **MECHATRONICS (DEPARTMENTAL ELECTIVE – III)**

### **Course Objective**

The main objective of this course is to introduce the integrative nature of Mechatronics. To describe the different components and devices of mechatronics systems.

### **UNIT-I**

Mechatronics systems – elements & levels of mechatronics system, Mechatronics design process, system, measurement systems, control systems, microprocessor-based controllers, advantages and disadvantages of mechatronics systems. Sensors and transducers, types, displacement, position, proximity, velocity, motion, force, acceleration, torque, fluid pressure, liquid flow, liquid level, temperature and light sensors.

### **UNIT-II**

Solid state electronic devices - PN junction diode, BJT, FET, DIAC, TRIAC and LEDs. Analog signal conditioning, operational amplifiers, noise reduction, filtering.

### **UNIT-III**

Hydraulic and pneumatic actuating systems - Fluid systems, Hydraulic systems, and pneumatic systems, components, control valves, electro-pneumatic, hydro-pneumatic, electro-hydraulic servo systems. Mechanical actuating systems and electrical actuating systems – basic principles and elements.

### **UNIT-IV**

Digital electronics and systems, digital logic control, micro processors and micro controllers, programming, process controllers, programmable logic controllers, PLCs versus computers, application of PLCs for control.

### **UNIT-V**

System and interfacing and data acquisition – Data Acquisition Systems, Analog to Digital and Digital to Analog conversions; Digital Signal Processing – data flow in DSPs, block diagrams, typical layouts, Interfacing motor drives.

**UNIT -VI**

Dynamic models and analogies, System response. Process Controllers – Digital Controllers, Programmable Logic Controllers, Design of mechatronics systems & future trends.

**TEXT BOOK:**

MECHATRONICS Integrated Mechanical Electronics Systems/KP Ramachandran, GK Vijaya Raghavan & MS Balasundaram/WILEY India Edition.

**REFERENCES:**

- 1 Mechatronics – Smali A, Mrad F, Oxford Higher Education, Oxford University Press.
- 2 Mechatronics Source Book by Newton C Braga, Thomson Publications, Chennai.
- 3 Mechatronics – N. Shanmugam / Anuradha Agencies Publishers.
- 4 Mechatronics System Design / Devdas shetty/Richard/Thomson.
- 5 Mechatronics/M.D.Singh/J.G.Joshi/PHI.
- 6 Mechatronics – Electronic Control Systems in Mechanical and Electrical Engg. 4<sup>th</sup> Edition, Pearson, 2012 W. Bolton.
- 7 Mechatronics – Principles and Application Godfrey C. Onwubolu, Wlsevier, Indian print.

**Course outcomes:**

After completion of this course, the student shall be able to use the various mechatronics systems devices and components in the design of electro mechanical systems.

## ADVANCED MATERIALS (DEPARTMENTAL ELECTIVE – III)

### Course Objectives

The objective for this course is to understand the mechanics of different materials. This understanding will include concepts such as anisotropic material behavior, constituent properties and manufacturing processes of different composites. Suitability of smart and nano materials for engineering applications.

### UNIT-I

**INTRODUCTION TO COMPOSITE MATERIALS:** Introduction, classification: Polymer matrix composites, metal matrix composites, ceramic matrix composites, carbon-carbon composites, fiber-reinforced composites and nature-made composites, and applications.

**REINFORCEMENTS:** Fibres- glass, silica, kevlar, carbon, boron, silicon carbide, and boron carbide fibres.

### UNIT-II

polymer composites, thermoplastics, thermosetting plastics, manufacturing of PMC, MMC & CCC and their applications.

### UNIT-III

**MANUFACTURING METHODS:** Autoclave, tape production, moulding methods, filament winding, man layup, pultrusion, RTM.

### UNIT-IV

**MACROMECHANICAL ANALYSIS OF A LAMINA:** Introduction, generalized hooke's law, reduction of hooke's law in three dimensions to two dimensions, relationship of compliance and stiffness matrix to engineering elastic constants of an orthotropic lamina, laminate-laminate code.

### UNIT-V

**FUNCTIONALLY GRADED MATERIALS:** Types of functionally graded materials-classification-different systems-preparation-properties and applications of functionally graded materials.

**SHAPE MEMORY ALLOYS:** Introduction-shape memory effect-classification of shape memory alloys-composition-properties and applications of shape memory alloys.

**UNIT-VI**

**NANO MATERIALS:** Introduction-properties at nano scales-advantages & disadvantages-applications in comparison with bulk materials (nano – structure, wires, tubes, composites). state of art nano advanced- topic delivered by student.

**TEXT BOOKS:**

1. Nano material by A.K. Bandyopadyay, New age Publishers.
2. Material science and Technology- Cahan.
3. Engineering Mechanics of Composite Materials by Isaac and M Daniel, Oxford University Press.

**REFERENCES:**

1. R. M. Jones, Mechanics of Composite Materials, Mc Graw Hill Company, New York, 1975.
2. L. R. Calcote, Analysis of Laminated Composite Structures, Van Nostrand Rainfold.
3. B. D. Agarwal and L. J. Broutman, Analysis and performance of fibre Composites, Wiley-Interscience, New York, 1980.
4. Mechanics of Composite Materials, Second Edition (Mechanical Engineering), Autar K.Kaw, Publisher: CRC.

**Course outcomes**

Students who successfully complete this course will demonstrate the following :

- Properties of constituents, classification of composites and their suitability for the structural applications.
- Manufacturing processes.
- Smart materials and their applications.
- Nano materials in comparison with bulk materials.

## **POWER PLANT ENGINEERING (DEPARTMENTAL ELECTIVE – III)**

### **Course Objectives:**

The course is aimed at providing knowledge of power generation through different prime movers viz steam, ICGT, Hydro, nuclear and hybrid systems along with their economics and environmental considerations.

### **UNIT – I**

Introduction to the sources of energy – resources and development of power in india.

**STEAM POWER PLANT:** Plant layout, working of different circuits, fuel and handling equipments, types of coals, coal handling, choice of handling equipment, coal storage, ash handling systems. Combustion: properties of coal – overfeed and underfeed fuel beds, traveling grate stokers, spreader stokers, retort stokers, pulverized fuel burning system and its components, combustion needs and draught system, cyclone furnace, design and construction, dust collectors, cooling towers and heat rejection. corrosion and feed water treatment.

### **UNIT – II**

**INTERNAL COMBUSTION AND GAS TURBINE POWER PLANTS:**

**DIESEL POWER PLANT:** Plant layout with auxiliaries – fuel supply system, air starting equipment, super charging.

**GAS TURBINE PLANT:** Introduction – classification - construction – layout with auxiliaries, combined cycle power plants and comparison.

### **UNIT – III**

**HYDRO ELECTRIC POWER PLANT:** Water power – hydrological cycle / flow measurement – drainage area characteristics – hydrographs – storage and pondage – classification of dams and spill ways.

**HYDRO PROJECTS AND PLANT:** Classification – typical layouts – plant auxiliaries – plant operation pumped storage plants.

### **UNIT – IV**

**NUCLEAR POWER STATION:** Nuclear fuel – breeding and fertile materials – nuclear reactor – reactor operation.

**TYPES OF REACTORS:** Pressurized water reactor, boiling water reactor, sodium-graphite reactor, fast breeder reactor, homogeneous reactor, gas cooled reactor, radiation hazards and shielding – radioactive waste disposal.

**UNIT – V****COMBINED OPERATIONS OF DIFFERENT POWER PLANTS:**

Introduction, advantages of combined working, load division between power stations, storage type hydro-electric plant in combination with steam plant, run-of-river plant in combination with steam plant, pump storage plant in combination with steam or nuclear power plant, co-ordination of hydro-electric and gas turbine stations, co-ordination of hydro-electric and nuclear power stations, co-ordination of different types of power plants.

**POWER PLANT INSTRUMENTATION AND CONTROL:** Importance of measurement and instrumentation in power plant, measurement of water purity, gas analysis, O<sub>2</sub> and CO<sub>2</sub> measurements, measurement of smoke and dust, measurement of moisture in carbon dioxide circuit, nuclear measurements.

**UNIT – VI****POWER PLANT ECONOMICS AND ENVIRONMENTAL CONSIDERATIONS:**

Capital cost, investment of fixed charges, operating costs, general arrangement of power distribution, load curves, load duration curve, definitions of connected load, maximum demand, demand factor, average load, load factor, diversity factor – related exercises. effluents from power plants and Impact on environment – pollutants and pollution standards – methods of pollution control.

**TEXT BOOKS:**

1. A course in Power Plant Engineering – Arora and Domkundwar, Dhanpatrai & Co.
2. Power Plant Engineering – P.C.Sharma / S.K.Kataria Pub

**REFERENCES:**

1. Power Plant Engineering: P.K.Nag/ II Edition /TMH.
2. Power station Engineering – ElWakil / McHill.
3. An Introduction to Power Plant Technology / G.D. Rai.

**Course outcomes:**

After undergoing this course the student can understand various conventional methods of power generation and principle of operation and performance of respective prime movers along with their economics and their impact on environment.

## IV Year – II SEMESTER

T	P	C
3+1*	0	3

## DEPARTMENTAL ELECTIVE – IV

## NON - DESTRUCTIVE EVALUATION

## Course Objectives

- The students are to be exposed to the concepts of various NDE techniques using radiography, ultrasonics, liquid penetrates, magnetic patches and Eddy currents.
- They will learn basic principles of these methods and will be able to select a testing process.
- They will understand the advantages and disadvantages of these techniques.

## UNIT – I

**Introduction to non-destructive testing:** Radiographic test, Sources of X and Gamma Rays and their interaction with Matter, Radiographic equipment, Radiographic Techniques, Safety Aspects of Industrial Radiography

## UNIT – II

**Ultrasonics test:** Principle of Wave Propagation, Reflection, Refraction, Diffraction, Mode Conversion and Attenuation, Sound Field, Piezo-electric Effect, Ultrasonic Transducers and their Characteristics, Ultrasonic Equipment and Variables Affecting Ultrasonic Test, Ultrasonic Testing, Interpretations and Guidelines for Acceptance, Rejection - Effectiveness and Limitations of Ultrasonic Testing.

## UNIT – III

**Liquid Penetrant Test:** Liquid Penetrant Test, Basic Concepts, Liquid Penetrant System, Test Procedure, Effectiveness and Limitations of Liquid Penetrant Testing

## UNIT – IV

**Magnetic Particle Test:** Magnetic Materials, Magnetization of Materials , Demagnetization of Materials, Principle of Magnetic Particle Test, Magnetic Particle Test Equipment, Magnetic Particle Test Procedure, Standardization and Calibration, Interpretation and Evaluation, Effective Applications and Limitations of the Magnetic Particle Test.

**UNIT – V**

**Eddy Current Test:** Principle of Eddy Current, Eddy Current Test System, Applications of Eddy Current Testing Effectiveness of Eddy Current Testing

**UNIT – VI**

**Industrial Applications of NDE:** Span of NDE Activities Railways, Nuclear, Non-nuclear and Chemical Industries, Aircraft and Aerospace Industries, Automotive Industries, Offshore Gas and Petroleum Projects, Coal Mining Industry, NDE of pressure vessels, castings, welded constructions.

**TEXT BOOKS:**

1. Non-destructive test and evaluation of Materials, J Prasad, GCK Nair, TMH Publishers.
2. Ultrasonic testing by Krautkramer and Krautkramer.
3. Non-destructive testing, Warress, JMc Gonmade.

**REFERENCES:**

1. Ultrasonic inspection training for NDT: E. A. Gingel, Prometheus Press.
2. ASTM Standards, Vol 3.01, Metals and alloys.
3. Non-destructive, Hand Book – R. Hamchand .

**Course Outcomes**

1. Comprehensive, theory based understanding of the techniques and methods of non destructive testing.
2. Apply methods knowledge of non destructive testing to evaluate products of railways, automobiles, aircrafts, chemical industries etc.



## ADVANCED OPTIMIZATION TECHNIQUES (DEPARTMENTAL ELECTIVE – IV)

### Course objectives:

To enable the students learn the latest non-linear optimization techniques such as classical optimization methods, dynamic programming, integer programming etc. Provide basic knowledge and enough competence to formulate the optimization problems.

### UNIT I

**INTRODUCTION TO OPTIMIZATION:** Engineering applications of optimization- statement of an optimization problem- classification of optimization problem- optimization techniques.

**CLASSICAL OPTIMIZATION TECHNIQUES:** Single variable optimization- multivariable optimization with equality constraints- multivariable optimization with inequality constraints.

### UNIT-II

**UNCONSTRAINED OPTIMIZATION TECHNIQUES:** pattern search method- rosenbrock's method of rotating coordinates- the simplex method- descent methods- gradient of function- steepest descent method.

### UNIT-III

**CONSTRAINED OPTIMIZATION TECHNIQUES:** characteristics of a constrained problem- methods of feasible directions - basic approach in the penalty function method- interior penalty function method- convex programming problem- exterior penalty function method.

### UNIT-IV

**GEOMETRIC PROGRAMMING (G.P):** Solution of an unconstrained geometric programming, differential calculus method and arithmetic method. primal dual relationship and sufficiency conditions. Solution of a constrained geometric programming problem (G.P.P). Complimentary geometric programming (C.G.P).

### UNIT-V

**DYNAMIC PROGRAMMING (D.P):** Multistage decision processes. concepts of sub optimization, computational procedure in dynamic programming calculus method and tabular methods. Linear programming as a case of D.P., Continuous D.P.

**UNIT-VI**

**INTEGER PROGRAMMING (IP):** Graphical representation. Gomory's cutting plane method. Bala's algorithm for zero-one programming problem. Integer non linear programming.

**TEXT BOOK:**

1. Optimization Theory and Applications, by S.S.Rao, Wiley Eastern Limited, New Delhi.

**REFERENCES:**

1. Engineering Optimization By Kalyanmanai Deb, Prentice Hall of India, New Delhi.
2. Optimization Techniques, C.Mohan, Kusum Deep.
3. Operations Research by S.D.Sharma.

**Course Out comes:**

1. Students at the end of the course learn advanced optimization techniques to show real-life problems.
2. Students can able to formulate and solve various practical optimization problems in manufacturing and service organizations.

## **GAS DYNAMICS AND JET PROPULSION**

### **(DEPARTMENTAL ELECTIVE – IV)**

#### **Course objectives:**

The purpose of this course is to provide the student with the knowledge of basic principles of gas dynamics and its importance in jet propulsion applications.

#### **UNIT-I**

Introduction to gas dynamics: control volume and system approaches acoustic waves and sonic velocity - mach number - classification of fluid flow based on mach number - mach cone-compressibility factor - general features of one dimensional flow of a compressible fluid - continuity and momentum equations for a control volume.

#### **UNIT-II**

Isentropic flow of an ideal gas: basic equation - stagnation enthalpy, temperature, pressure and density-stagnation, acoustic speed - critical speed of sound- dimensionless velocity-governing equations for isentropic flow of a perfect gas - critical flow area - stream thrust and impulse function.

Steady one dimensional isentropic flow with area change-effect of area change on flow parameters- choking- convergent nozzle - performance of a nozzle under decreasing back pressure -De level nozzle - optimum area ratio effect of back pressure - nozzle discharge coefficients - nozzle efficiencies.

#### **UNIT-III**

Simple frictional flow: adiabatic flow with friction in a constant area duct-governing equations - fanno line limiting conditions - effect of wall friction on flow properties in an Isothermal flow with friction in a constant area duct-governing equations - limiting conditions.

Steady one dimensional flow with heat transfer in constant area ducts-governing equations - Rayleigh line entropy change caused by heat transfer - conditions of maximum enthalpy and entropy.

#### **UNIT-IV**

Effect of heat transfer on flow parameters: Intersection of Fanno and Rayleigh lines. Shock waves in perfect gas- properties of flow across a normal shock - governing equations - Rankine Hugoniat equations - Prandtl's velocity relationship - converging diverging nozzle flow with shock thickness - shock strength.

**UNIT- V**

Propulsion: Air craft propulsion: - types of jet engines - energy flow through jet engines, thrust, thrust power and propulsive efficiency turbojet components-diffuser, compressor, combustion chamber, turbines, exhaust systems.

**UNIT-VI**

Performance of turbo propeller engines, ramjet and pulsejet, scramjet engines. Rocket propulsion - rocket engines, Basic theory of equations - thrust equation - effective jet velocity - specific impulse - rocket engine performance - solid and liquid propellant rockets - comparison of various propulsion systems.

**TEXT BOOKS:**

1. Compressible fluid flow - A. H. Shapiro.
2. Fundamentals of compressible flow with aircraft and rocket propulsion- S. M. Yahya.
3. Fundamental of Gas dynamics, 2<sup>nd</sup> edition– Zucker- Wiley publishers.

**REFERENCES**

1. Elements of gas dynamics - Liepman & Roshko.
2. Aircraft & Missile propulsion - Zucrow.
3. Gas dynamics - M.J. Zucrow & Joe D.Holfman.

**Course outcomes:**

Up on successful completion of this course the student should be able to analyze the gas flow in different situations with and without friction, with and without heat transfer in particular jet propulsion and rocket engineering applications.

## QUALITY AND RELIABILITY ENGINEERING (DEPARTMENTAL ELECTIVE – IV)

### Course objectives:

1. The aim of this course is to provide students with a basic understanding of the approaches and techniques to assess and improve process and/or product quality and reliability.
2. The objectives are to introduce the principles and techniques of Statistical Quality Control and their practical uses in product and/or process design and monitoring.
3. To understand techniques of modern reliability engineering tools.

### UNIT-I

Quality value and engineering – quality systems – quality engineering in product design and production process – system design – parameter design – tolerance design, quality costs – quality improvement.

### UNIT-II

Statistical process control  $\bar{X}$ , R, p, c charts, other types of control charts, process capability, process capability analysis, process capability index. (SQC tables can be used in the examination).

### UNIT-III

Acceptance sampling by variables and attributes, design of sampling plans, single, double, sequential and continuous sampling plans, design of various sampling plans.

### UNIT-IV

Loss function, tolerance design – N type, L type, S type; determination of tolerance for these types. online quality control – variable characteristics, attribute characteristics, parameter design.

Quality function deployment – house of quality, QFD matrix, total quality management concepts. quality information systems, quality circles, introduction to ISO 9000 standards.

### UNIT-V

Reliability – Evaluation of design by tests - Hazard Models, Linear, Releigh, Weibull. Failure Data Analysis, reliability prediction based on weibull distribution, Reliability improvement.

## UNIT-VI

Complex system, reliability, reliability of series, parallel & standby systems & complex systems & reliability prediction and system effectiveness.

Maintainability, availability, economics of reliability engineering, replacement of items, maintenance costing and budgeting, reliability testing.

### TEXT BOOKS:

1. G Taguchi, 'Quality Engineering in Production Systems - Mc Graw Hill.
2. E. Bala Guruswamy, 'Reliability Engineering', Tata McGraw Hill.
3. Montgomery "Statistical Quality Control : A Modern Introduction" Wiley.

### REFERENCE BOOKS:

1. Frank.M.Gryna Jr. "Jurans Quality planning & Analysis", McGraw Hill.
2. Philippos, 'Taguchi Techniques for Quality Engineering', Mc Graw Hill.
3. LS Srinath, 'Reliability Engineering', Affiliated East West Pvt. Ltd..
4. Eugene Grant, Richard Leavenworth "Statistical Process Control", McGraw Hill.
5. W.A. Taylor, 'Optimization & Variation Reduction in Quality', Tata Mc Graw Hill.
6. Quality and Performance Excellence: James R Evans, Cengage learning.

### Course outcome:

Upon successful completion of this course, students should be able to:

1. Understand quality and reliability concept, beware of some basic techniques for quality improvement, and acquire fundamental knowledge of statistics and probability.
2. Apply control charts to analyze and improve the process quality.
3. Design a simple sampling plan, construct its OC curve and evaluate its effectiveness on a given sampling process.
4. Acquire the concepts of the reliability, *and* calculate the system reliability based on the given component connection; *calculate* the reliability based on the given failure model.

**IV Year – II SEMESTER**

<b>T</b>	<b>P</b>	<b>C</b>
<b>0</b>	<b>0</b>	<b>9</b>

**PROJECT WORK****Objectives:**

The aim of the course is to make the student perform a comprehensive project work that involves either or all of the following: optimum design of a mechanical component or an assembly, thermal analysis, computer aided design & analysis, cost effective manufacturing process, material selection, testing procedures or fabrication of components and prepare a detailed technical thesis report. The completed task should also take into account the significance of real time applications, energy management and the environmental affects.

**Outcomes:**

After completing the project work the student should learn the technical procedure of planning, scheduling and realizing an engineering product and further acquire the skills of technical report writing and data collection.

**Course content:**

The student should work in groups to achieve the aforementioned objectives and the outcomes.

JNTU World